



Snohomish County

County Council

Megan Dunn, Chair
Sam Low, Vice-Chair
Nate Nehring
Jared Mead
Strom Peterson

May 5, 2026

Board of Directors
Sound Transit
401 S. Jackson Street
Seattle, WA, 98104

3000 Rockefeller Avenue, M/S #609
Everett, WA 98201-4046
(425)388-3494
FAX (425)388-3496
TTY/TDD (800)877-8339

Re: Enterprise Initiative – Completing the Everett Link Extension (EVLE)

Board of Directors,

The Snohomish County Council expresses full support for Sound Transit completing the light rail regional spine from Everett to Tacoma. We believe this spine is essential regional transit infrastructure that connects communities and expands access to housing, employment, and transportation opportunities for residents throughout the Puget Sound region.

We appreciate Sound Transit's engagement with communities as part of the Enterprise Initiative. We understand the financial challenges identified in the Fall 2025 Long-Range Financial Plan, including the projected \$34.5 billion funding gap to fully deliver the ST3 program through 2046. We strongly support decisions that advance the regional spine.

The alignment between the SW Everett Industrial Center and Everett Station is of regional significance. The Puget Sound Regional Council identifies Everett as a Metro Regional Growth Center and Paine Field/Boeing Everett as an Employment Manufacturing Industrial Center, with substantial population, housing, and job concentrations. Completing this segment is critical to linking major residential and employment centers with the broader region and fulfilling Sound Transit's commitment to regional connectivity.

Completing the spine is also essential for equitable access to transit. The 2024 opening of Lynnwood Link demonstrated the strong demand for transit in Snohomish County. Snohomish County jurisdictions have only had access to light rail transit for the last 2 years. Everett Station is a significant transportation hub serving over 20 bus routes and regional services including intercity bus lines. Bringing light rail to Everett Station will increase transit access to many communities in Snohomish County and the north Puget Sound region. The EVLE alignment includes multiple Opportunity Zones along SR 526 and Broadway in Everett, where communities will benefit significantly from expanded light rail service.

Snohomish County communities have a strong history of collaboration with Sound Transit, Community Transit, and local partners to support light rail implementation. We remain committed to advancing EVLE and ensuring light rail reaches Everett Station.


We appreciate the opportunity to comment on the Enterprise Initiative and strongly encourage Sound Transit to complete the light rail regional spine from Everett to Tacoma. We look forward to continuing collaboration to deliver the Everett Link Extension.

Thank you.

Sincerely,




Megan Dunn
Council Chair




Sam Low
Council Vice-Chair



Nate Nehring
Councilmember



Jared Mead
Councilmember



Strom Peterson
Councilmember