

# CHANGE ORDER



**Sheriff Office Tenant Improvements – West Precinct**  
9829 24<sup>th</sup> Place West  
Everett, WA. 98204

Date: 01/02/2024  
CO No: PW23-007SB-06S  
Contract No: PW23-007SB

**Contractor:**

Western Ventures Construction  
9901 24<sup>th</sup> Place W  
Everett, WA 98204

You are authorized to perform the work listed below upon receipt of an approved copy of this change order. All work, materials and measurements are to be in accordance with the provisions of the existing contract, standard specifications, and special provisions of the type of construction involved.

Repair damaged ceiling at evidence locker room. **\$11,386.56**  
Revision of plumbing water heater and fixture types. **\$4,880.43**  
Remove and fill existing floor boxes at locations conflicting with new walls. **\$1,741.55**  
Furr-out wall at in-custody room to avoid exposing conduit. **\$1,764.89**  
Installation of new emergency exit light fixtures and rough-in for security cameras. **\$20,582.29**  
Installation of lighting controls in the high-bay area. **\$33,244.03**  
Installation of additional fire extinguisher cabinets as required by plan review. **\$475.17**

**It is agreed that work associated with this Change Order shall be accomplished:**

For a contract increase of **\$74,074.92** excluding sales tax.

**Cost Data shall be supported by one of the following methods.**

- Pre-Approved Unit Price
- Unit Price.
- Time and Materials Price
- Lump Sum Price.
- Force Account Price

**It is further agreed that the work shall affect Contract Time as follows:**

- With no change in contract completion dates.
- With contract time extension of 88 working days.

**Contractor acceptance:**

Date: 01/02/24

**Snohomish County approval:**

**Nelson, JaNae**

Facilities Director

Digitally signed by Nelson, JaNae

Date: 2024.01.09 15:21:16 -08'00'

Date: \_\_\_\_\_

**Western Ventures Construction Inc.**  
**COP General Contractor Breakdown Summary**

WVCI COR #: 020

Date: 12/19/23

REF DOC: RFI-072.0

Snohomish County  
 Snoco Bomarc Bldg. (Sheriff & Airport TI)  
 Attn: Jeff Hencz/ Lance Meinhold

Description of COR / COP-	Ceiling Finish Coflicts at Sheriff per RFI-072.0.
---------------------------	---

1. Direct Labor Costs	Hours	Rate	Extension
Demo GWB Ceiling in Evidence Locker Rm 11A5	4.0	\$104.76	\$419.04

Direct Labor Costs \$419.04

1. Labor Costs \$419.04

2. Material Costs	Units	Unit Price	Extension
Disposal of GWB	1.0	\$350.00	\$350.00

2. Material Costs \$350.00

3. Equipment Costs	UNITS	UNIT PRICE	EXTENSION
			\$0.00

3. Equipment Costs \$0.00

Subtotal 1, 2 & 3 \$769.04

4. Subcontractors			
GK Knutson - Framing/GWB			\$7,523.00
Heartland - ACT			\$1,521.00

4. Subcontractors \$9,044.00

Subtotal 1, 2, 3 & 4 \$9,813.04

5. O&P @ 15%

5. O&P \$1,471.96

Subtotal 1, 2, 3, 4 & 5 \$11,285.00

6. Insurance @ .9%

6. Insurance \$101.56

**TOTAL COST \$11,386.56**

**TIME EXTENSION REQUESTED - CD's: 0**

ARCHITECTS ACCEPTANCE SIGNATURE \_\_\_\_\_

Date \_\_\_\_\_

OWNER ACCEPTANCE SIGNATURE \_\_\_\_\_

Date \_\_\_\_\_



Western Ventures Construction Inc  
PO Box 298  
24306 58th Pl W  
Mountlake Terrace, Washington 98043  
P: +14256405050

Project: 7710 Snoco Bomarc (Snohomish City Sheriff  
Office & Paine Field TI)  
9901 24th Place W  
Everett, Washington 98204

**RFI #072.0: RFI-072.0 - Ceiling Finish Conflicts (Sheriff)**

<b>Status</b>	Open		
<b>To</b>	Richard Murakami (Rolluda Architects)	<b>From</b>	Jason Marion (Western Ventures Construction Inc) PO Box 298 Mountlake Terrace, Washington 98043
<b>Date Initiated</b>	Oct 18, 2023	<b>Due Date</b>	Oct 25, 2023
<b>Location</b>	Sheriff	<b>Project Stage</b>	Course of Construction
<b>Cost Impact</b>	Yes (Unknown)	<b>Schedule Impact</b>	TBD
<b>Spec Section</b>		<b>Cost Code</b>	
<b>Drawing Number</b>	AD-111, AD-112, A-121, A-604	<b>Reference</b>	
<b>Linked Drawings</b>			
<b>Received From</b>	Ray Shoemaker (Western Ventures Construction Inc)		
<b>Copies To</b>	Matthew Budinger (Rolluda Architects), Joseph Bumatay (Rolluda Architects), Jeff Hencz (Snohomish County), Lance Meinhold (Snohomish County), Ray Shoemaker (Western Ventures Construction Inc)		

**Activity**

**Question**

**Question from Jason Marion Western Ventures Construction Inc on Wednesday, Oct 18, 2023 at 03:11 PM PDT**  
There are a number of conflicts as it pertains to ceiling demolition and finishes on the Sheriff side.

Needs Demo  
4 hrs + Amp.

1. Evidence Locker 11A5 - Per note Key Note 3 on AD-112 the existing ceiling is to remain (hard lid). A-121 (issued with RFI-055) calls for hard lid at 9', but the existing is 11' (this room is part new framing/part existing). A-604 calls for this room to be ACT. During the latest rain there was major leaking at the existing roof and this room got extremely wet and should be demolished. Demo/retain?, ACT/hard lid?
2. In-Cust AV/View 13A5 - Existing ACT demolished per Key Note 2 on AD-112. A-121 (per RFI-055) shows no new ceiling type, but is elevated at 9'-0". A-604 calls for new ACT. Please confirm we are to install new ACT at 9'-0".
3. Men's RR 11C3 and 12C5 - AD-111 shows to demo existing ceiling, AD-112 Key Note 3 calls to remain. A-121 (per RFI-055) calls out Existing Height as GWB Ceiling. A-604 calls for new GWB ceiling. This ceiling was demolished per AD-111. Please confirm new GWB ceiling at these areas.
4. Women's RR 12C2 and 13C5 - AD-111 shows to demo existing ceiling, AD-112 Key Note 3 calls to remain. A-121 (per RFI-055) calls out Existing Height as GWB Ceiling. A-604 calls for new GWB ceiling. This ceiling was demolished per AD-111. Please confirm new GWB ceiling at these areas.
5. Server 12B3 - AD-112 shows to demo existing ceiling, A-121 (per RFI-055) calls existing height and ceiling as GWB. A-604 indicates N/A as ceiling type. Original ceiling was ACT prior to demolition. Please advise on ceiling type to be installed.

**Official Response**

**Response from Richard Murakami Rolluda Architects on Thursday, Oct 26, 2023 at 05:02 PM PDT**  
RAI - 10/24/2023  
1. EVIDENCE LOCKER: REMOVE ALL (EXSITING/ DAMAGED) GWB, REPLACE WITH NEW GWB. CEILING HEIGHT TO MATCH EXISTING HEIGHT (11'-0"+/- AFF) TO MAINTAIN CLEARANCE FOR EXISTING OVERHEAD DOOR.  
2. IN-CUST AV/VIEW: REPLACE ACP WITH NEW GWB CEILING. NEW CEILING TO BE 9'-0" AFF.  
3&4. MENS/ WOMENS SHOWER & RR: GWB OVER EXISTING CEILING FRAMING.  
5. SERVER ROOM: REPLACE ACP WITH NEW ACP.

# GK KNUTSON

METAL FRAMING & DRYWALL

5060 Pacific Highway, Suite 131. Ferndale WA, 98248 PHONE: (360) 384-2539 FAX: (360) 384-5629

<b>COP</b>	001	<b>JOB NAME</b>	SC Sheriff West Precinct & Paine Field TT	<b>DATE</b>	10/27/23
------------	-----	-----------------	---	-------------	----------

<b>GENERAL CONTRACTOR</b>	Western Ventures Construction	<b>REFERENCE DOCUMENT</b>	RFI 72
---------------------------	-------------------------------	---------------------------	--------

DESCRIPTION	
This COP is for our costs associated with RFI #72, added GWB ceilings at Evidence Locker#11A5, In-Cust AV/View #13A5 & Mens/Womens Shower & RR # 11C3/12C2/12C5/13C5.	
<b>PREPARED BY:</b>	Conor Palomarez

1. Direct Labor Cost	(from attached cost breakdown form)		\$	4,848.00
a. crew (apprentices, journeymen, and laborers)		\$	4,644.00	
b. foreman/superintendent		\$	204.00	
	<b>Direct Labor Subtotal</b>	\$	4,848.00	
2. Material Cost	(from attached cost breakdown form)		\$	1,305.00
3. Equipment Cost	(from attached cost breakdown form)		\$	-
4. Small Tools	(NTE 5% of 1a & 1b)		\$	242.00
			<b>Subtotal 1 thru 4</b>	\$ 6,395.00
5. Overhead & Profit			\$	991.00
a. NTE 10% portion of 1,2,3, and 4	(overhead)	\$	639.50	
b. NTE 5% portion of 1,2,3, and 4	(profit)	\$	351.73	
8. Insurance	(1.85% portion of 1,2,3,4,5,6, and 7)		\$	137.00
			<b>Total Cost</b>	\$ 7,523.00

# GK KNUTSON

## METAL FRAMING & DRYWALL

5060 Pacific Highway, Suite 131. Ferndale WA, 98248 PHONE: (360) 384-2539 FAX: (360) 384-5629

<b>COP</b>	001	<b>JOB NAME</b>	SC Sheriff West Precinct & Paine Field T1	<b>DATE</b>	10/27/23
------------	-----	-----------------	---	-------------	----------

<b>GENERAL CONTRACTOR</b>	Western Ventures Construction	<b>REFERENCE DOCUMENT</b>	RFI 72
---------------------------	-------------------------------	---------------------------	--------

This COP is for our costs associated with RFI #72, added GWB ceilings at Evidence Locker#11A5, In-Cust AV/View #13A5 & Mens/Womens Shower & RR # 11C3/12C2/12C5/13C5.

<b>PRICING DOCUMENTS</b>	TBD
--------------------------	-----

Description	Qty	Unit	Labor		Material		Equipment		Total Cost
			Rate	Cost	Rate	Cost	Rate	Cost	
<b>LABOR</b>									
Framer	4	hr	\$ 94.00	\$ 376.00					\$ 376.00
Hanger	16	hr	\$ 94.00	\$1,504.00					\$1,504.00
Taper	24	hr	\$ 94.00	\$2,256.00					\$2,256.00
Layout	0	hr	\$ 94.00	\$ -					\$ -
Stock and Scrap	4	hr	\$ 94.00	\$ 376.00					\$ 376.00
Labor & Industries	48	hr	\$ 2.75	\$ 132.00					\$ 132.00

<b>MATERIAL</b>									
Stud & Track						\$ 460.00			\$ 460.00
GWB						\$ 600.00			\$ 600.00
Mud & Tape						\$ 128.00			\$ 128.00
Fasteners						\$ 117.00			\$ 117.00
						\$ -			\$ -
						\$ -			\$ -
						\$ -			\$ -
						\$ -			\$ -
						\$ -			\$ -
						\$ -			\$ -
						\$ -			\$ -
						\$ -			\$ -
						\$ -			\$ -
						\$ -			\$ -
						\$ -			\$ -
						\$ -			\$ -
						\$ -			\$ -
						\$ -			\$ -
						\$ -			\$ -
						\$ -			\$ -

<b>EQUIPMENT</b>									
								\$ -	\$ -
								\$ -	\$ -
								\$ -	\$ -

<b>Foreman</b>	2	hr	\$ 102.00	\$ 204.00					\$ 204.00
<b>Superintendent</b>		hr	\$ 105.00	\$ -					\$ -
<b>Total</b>				\$4,848.00		\$1,305.00		\$ -	\$6,153.00

**Heartland Acoustics & Interiors**

20250 144th Ave NE, Suite 300  
Woodinville WA 98072  
(425) 881-1111

**CHANGE ORDER REQUEST**

# HA01

To: **Western Ventures**  
**24306 58th Place W**  
**Mountlake Terrace WA 98043**

Date:

Project: **Snohomish County Sheriff West Precinct /**  
**9829 24th Place West**  
**Everett WA 98204**

Attn: **Jason Marion**

Project #:

Submitted By: Ryan Miller Job # / Record #: 23015 / 920

APPROVED/COMPLETED - Issue Change Order

**PLEASE SIGN AND RETURN WITHIN 7 DAYS TO AVOID DELAYS**

ON HOLD - Response/Approval Required

Description of Work

Amount

**Added ACT Per RFI 072**

**1,521.00**

8 HR Labor: \$840  
Material : \$483  
O&H: \$198

**Requested Amount of Change = 1,521.00**

The original Contract Sum was _____	383,777.00
Net change by previous Change Orders _____	0.00
The Contract Sum prior to this Change Order _____	383,777.00
The Contract Sum will be changed by this Change Order _____	1,521.00
The new Contract Sum including this Change Order will be _____	385,298.00
Added days required for this Change _____	2 Days

**Heartland Acoustics & Interiors, Inc.**

**Western Ventures**

Signature: \_\_\_\_\_

Signature: \_\_\_\_\_

Printed Name:     Ryan Miller    

Printed Name: \_\_\_\_\_

Date: \_\_\_\_\_

Date: \_\_\_\_\_

**PLEASE SIGN AND RETURN**

**Western Ventures Construction Inc.**  
**COP General Contractor Breakdown Summary**

WVCI COR #: 032.0  
 Date : 12/08/23  
 REF DOC: ASI-008


Snohomish County  
 Snoco Bomarc Bldg. (Sheriff & Airport TI)  
 Attn: Jeff Hencz/ Lance Meinhold

Description of COR / COP-	Sink, Lav and water heater revisions per ASI-008. Pricing excludes electrical changes for water heater revisions. Those changes were picked up under ASI-006 and will be submitted under sepatate proposal. (SHERIFF)
---------------------------	---

1. Direct Labor Costs	Hours	Rate	Extension	
		\$104.76	\$0.00	
Direct Labor Costs			\$0.00	
				1. Labor Costs
				\$0.00
2. Material Costs	Units	Unit Price	Extension	
			\$0.00	
				2. Material Costs
				\$0.00
3. Equipment Costs	UNITS	UNIT PRICE	EXTENSION	
			\$0.00	
				3. Equipment Costs
				\$0.00
				Subtotal 1, 2 & 3
				\$0.00
4. Subcontractors				
Pipe Construction			\$4,206.00	
				4. Subcontractors
				\$4,206.00
				Subtotal 1, 2, 3 & 4
				\$4,206.00
5. O&P @ 15%				
				5. O&P
				\$630.90
				Subtotal 1, 2, 3, 4 & 5
				\$4,836.90
6. Insurance @ .9%				
				6. Insurance
				\$43.53
			<b>TOTAL COST</b>	<b>\$4,880.43</b>
			<b>JESTED - CD's:</b>	<b>0</b>

ARCHITECTS ACCEPTANCE SIGN, \_\_\_\_\_

OWNER ACCEPTANCE SIGN, \_\_\_\_\_



Date 12/19/2023

Date \_\_\_\_\_

# Change Order Summary Sheet

Project Name: Sherrif Station / Paine Field

Pipe COP No. PC23-345.004

Project No. 23-345

Source Documents: ASI-008

Date: 11/27/2023

Contractor: Western Ventures

Contractor Ref. No.

Description: Per ASI-008, fixture changes were made.

**1. CRAFT LABOR COSTS**

Itemize all costs on attached COP Cost Breakdown form.

**Direct Labor Costs:**

a. crew (apprentices, journeymen, & laborers)	\$ -
b. foreman	\$ -
c. lead foreman	\$ -
<b>DIRECT LABOR SUBTOTAL</b>	<b>\$ -</b>

**Supervision:**

d. direct supervision (NTE 15% of 1a)	\$ -
e. safety (NTE 2% of lines 1a, b, & c)	\$ -

**1. CRAFT LABOR COSTS** \$ -

**2. MATERIAL COSTS**

a. material costs	\$ 3,405.00
b. freight costs (itemize)	\$ -

**2. MATERIAL COSTS** \$ 3,405.00

**3. EQUIPMENT COSTS**

a. owned equipment (per spec approved source)	\$ -
b. rental equipment (per invoices attached)	\$ -

**3. EQUIPMENT COSTS** \$ -

**4. Consumables**

a. Consumables (NTE 5% of 2a)	\$ 170.25
-------------------------------	-----------

**4. CONSUMABLES** \$ 170.00

**SUBTOTAL 1 thru 4** \$ 3,575.00

**5. OVERHEAD & PROFIT**

a. NTE 15% portion of 1, 2, 3, & 4	\$ 429.00
------------------------------------	-----------

**5. OVERHEAD & PROFIT** \$ 429.00

**6. SUB-SUBCONTRACTORS**

a.	\$ -
b.	\$ -
c.	\$ -
d.	\$ -

**6. SUB-SUBCONTRACTORS** \$ -

**7. OVERHEAD & PROFIT ON SUB-SUBCONTRACTORS**

a. NTE 15% of Line 6	\$ -
----------------------	------

**7. OVERHEAD & PROFIT ON SUB-SUBCONTRACTORS** \$ -

**8. INSURANCE**

a. liability insurance	3.00 % of 1-7	\$ 120.12
------------------------	---------------	-----------

**8. INSURANCE** \$ 120.00

**9. BOND**

a. bond	2.00 % of 1-8	\$ 82.48
---------	---------------	----------

**9. BOND** \$ 82.00

**TOTAL COST** \$ 4,206.00



# COP Cost Breakdown

## Pipe Construction

Description	Quantity	Unit Type	Labor		Material		Equipment		Total Cost
			Unit \$	Cost	Unit \$	Cost	Unit \$	Cost	
<b>Removed from Sheriff Project:</b>									
Lav-1 - Vitreous China Sink	-7				\$578.00	(4,046.00)			\$ (4,046.00)
KS-1 Single Bowl Fixture	-1				\$823.00	(823.00)			\$ (823.00)
<b>Removed from Paine Project:</b>									
Lav-1 - Vitreous China Sink	-8				\$578.00	(4,624.00)			\$ (4,624.00)
SK-2 - Double Bowl Fixture	-2				\$823.00	(1,646.00)			\$ (1,646.00)
<b>Added per ASI-008 Sheriff:</b>									
Lav-1 - Stainless Oval Fixture	7				\$823.00	5,761.00			\$ 5,761.00
SK-1 - Single Bowl Fixture	1				\$733.00	733.00			\$ 733.00
<b>Added per ASI-008 Paine:</b>									
Lav-1 - Stainless Oval Fixture	8				\$823.00	6,584.00			\$ 6,584.00
SK-1 - Single Bowl Fixture	2				\$733.00	1,466.00			\$ 1,466.00
<b>Labor Subtotal</b>									
Superintendent		hr	128.33						\$
Lead Foreman		hr	116.84						\$
Journeyman Plumber		hr	113.03						\$
BIMI Modeling		hr	105.60						\$
<b>Total Cost of Work</b>						<b>3,405.00</b>			<b>\$ 3,405.00</b>

Form Revised 2/27/2020

Jason Marion  
C 206-793-0200

**From:** Kyle Lindgren <[Kylel@fsi-engineers.com](mailto:Kylel@fsi-engineers.com)>  
**Sent:** Wednesday, November 22, 2023 1:42 PM  
**To:** Jason Marion <[jmarion@westernventures.com](mailto:jmarion@westernventures.com)>  
**Cc:** [derrekg@pipeconstruction.com](mailto:derrekg@pipeconstruction.com); Mike Sullivan <[mikes@fsi-engineers.com](mailto:mikes@fsi-engineers.com)>; Kevin Chadwick <[kevinc@fsi-engineers.com](mailto:kevinc@fsi-engineers.com)>; [richard@rolludaarchitects.com](mailto:richard@rolludaarchitects.com)  
**Subject:** RE: Snohomish County Sheriff - ASI-008

Jason,

What you have stated below is correct.

Thanks,

Kyle Lindgren, EIT, LEED Green Associate  
FSi Engineers  
Seattle // Baltimore // Spokane

office 206.622.3321 ext. 203 // direct 206.385.3278  
[FSi-Engineers.com](http://FSi-Engineers.com)

CONFIDENTIALITY NOTICE: This e-mail message, including any attachments, is for the sole use of the intended recipient and may contain confidential, proprietary, and/or privileged information, as well as content subject to copyright and other intellectual property laws. If you are not the intended recipient, you may not disclose, use, copy, or distribute this e-mail message or its attachments. If you believe you have received this e-mail message in error, please contact the sender by reply e-mail, immediately delete this e-mail and destroy any copies. Prior to use of this email message or its attachments, the intended recipient agrees to the terms of use outlined on FSI's agreement link, [fsi-engineers.com/legal/](http://fsi-engineers.com/legal/). Any such use indicates recipient's acceptance of the above statements and conditions of permitted use without exception.

**From:** Jason Marion <[jmarion@westernventures.com](mailto:jmarion@westernventures.com)>  
**Sent:** Wednesday, November 22, 2023 11:35 AM  
**To:** Kevin Chadwick <[kevinc@fsi-engineers.com](mailto:kevinc@fsi-engineers.com)>; [richard@rolludaarchitects.com](mailto:richard@rolludaarchitects.com)  
**Cc:** [derrekg@pipeconstruction.com](mailto:derrekg@pipeconstruction.com); Mike Sullivan <[mikes@fsi-engineers.com](mailto:mikes@fsi-engineers.com)>; Kyle Lindgren <[Kylel@fsi-engineers.com](mailto:Kylel@fsi-engineers.com)>  
**Subject:** RE: Snohomish County Sheriff - ASI-008

Just circling back on this request below sent 11/06/23? See below.

Thank you,

Jason Marion  
C 206-793-0200

**From:** Kevin Chadwick <[kevinc@fsi-engineers.com](mailto:kevinc@fsi-engineers.com)>  
**Sent:** Monday, November 6, 2023 5:03 PM  
**To:** Jason Marion <[jmarion@westernventures.com](mailto:jmarion@westernventures.com)>; [richard@rolludaarchitects.com](mailto:richard@rolludaarchitects.com)  
**Cc:** [derrekg@pipeconstruction.com](mailto:derrekg@pipeconstruction.com); Mike Sullivan <[mikes@fsi-engineers.com](mailto:mikes@fsi-engineers.com)>; Kyle Lindgren <[Kylel@fsi-engineers.com](mailto:Kylel@fsi-engineers.com)>  
**Subject:** RE: Snohomish County Sheriff - ASI-008  
**Importance:** High

+Kyle Lindgren & Mike Sullivan

Kevin Chadwick, PE, LEED AP BD+C  
Principal  
**FSi Engineers**  
Seattle // Baltimore // Spokane

office 206.622.3321 ext. 305 // direct 206-385-4800

[FSi-Engineers.com](http://FSi-Engineers.com)

**CONFIDENTIALITY NOTICE:** This e-mail message, including any attachments, is for the sole use of the intended recipient and may contain confidential, proprietary, and/or privileged information, as well as content subject to copyright and other intellectual property laws. If you are not the intended recipient, you may not disclose, use, copy, or distribute this e-mail message or its attachments. If you believe you have received this e-mail message in error, please contact the sender by reply e-mail, immediately delete this e-mail and destroy any copies. Prior to use of this email message or its attachments, the intended recipient agrees to the terms of use outlined on FSI's agreement link, [fsi-engineers.com/legal/](http://fsi-engineers.com/legal/). Any such use indicates recipient's acceptance of the above statements and conditions of permitted use without exception.

**From:** Jason Marion <[jmarion@westernventures.com](mailto:jmarion@westernventures.com)>  
**Sent:** Monday, November 6, 2023 11:07 AM  
**To:** Kevin Chadwick <[kevinc@fsi-engineers.com](mailto:kevinc@fsi-engineers.com)>; [richard@rolludaarchitects.com](mailto:richard@rolludaarchitects.com)  
**Cc:** [derrekg@pipeconstruction.com](mailto:derrekg@pipeconstruction.com)  
**Subject:** Snohomish County Sheriff - ASI-008  
**Importance:** High

Hi Kevin,

We are looking for some clarification on ASI-008 Plumbing Fixture Changes.

Throughout the review of submittal 023.0R and 023.1 there was reference to changes needed to LAV-1, SK-1, SK-2 and KS-1.

The new schedule provided with ASI-008 has updated LAV-1 to ELKAY ELUH1511, updated SK-1 to ELKAY DLR221910PD and eliminated callout to SK-2 and KS-1.

Please confirm this is accurate. Once confirmed we will be resubmitting the Plumbing Fixture submittal for an additional review to confirm approvals.

Thank you,

Jason Marion, LEED AP ID+C  
Project Manager

**WESTERN VENTURES**  
CONSTRUCTION



P 425-640-5050  
F 425-640-5050  
C 206-793-0200

**Architect's Supplemental Instructions**

**ASI 008**

---

<b>PROJECT:</b>	Snohomish Co Sheriff West Precinct	<b>ISSUE DATE:</b>	11.02.23
		<b>CONTRACT FOR:</b>	Snohomish Co Sheriff Office TI
<b>OWNER:</b>	Snohomish County Facilities and Fleet Management		
<b>CONTRACTOR:</b>	Western Ventures Construction 24306 58 <sup>th</sup> Pl West Mountlake Terrace WA 98043	<b>ARCHITECT:</b>	Rolluda Architects 105 South Main Street, Suite 323 Seattle, Washington 98104 PH: 206 624-4222 FAX: 206 624-4226
<b>ATTN:</b>	Jason Marion	<b>ISSUED BY:</b>	Rich Murakami

---

THIS IS NOT A DIRECTION TO PROCEED WITH THE WORK. IF MODIFICATIONS DESCRIBED BY THIS PROPOSAL REQUEST OR ANY PORTION THEREOF ARE INCORPORATED INTO A CHANGE ORDER, THESE WRITTEN CHANGES, BY THE OWNER, WILL THEN MODIFY THE CONTRACT DOCUMENTS. Please submit a detailed proposal for changes to the contract and/or Contract Time as described by the attached proposed modifications to the Contract Documents. Cost proposals for this work are required within 7 (seven) days, unless the Engineer is notified in advance of the revised submittal date.

---

**DESCRIPTION:  
SECTION:**

Revisions to: Water Heater voltage; Lav-1 sink type (revised from drop-in vitreous china to SS under-mount); SK-1 sink type (revised from oval SS sink to rectangular SS sink); SK-2 sink type deleted.

---

**ATTACHMENTS: P201, P601**

---

**ARCHITECT'S SUPPLEMENTAL INSTRUCTIONS DISTRIBUTION:**  
(For Rolluda Architects Use Only)

## Architect's Supplemental Instructions

**ASI 008**



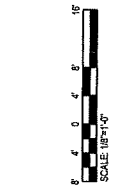
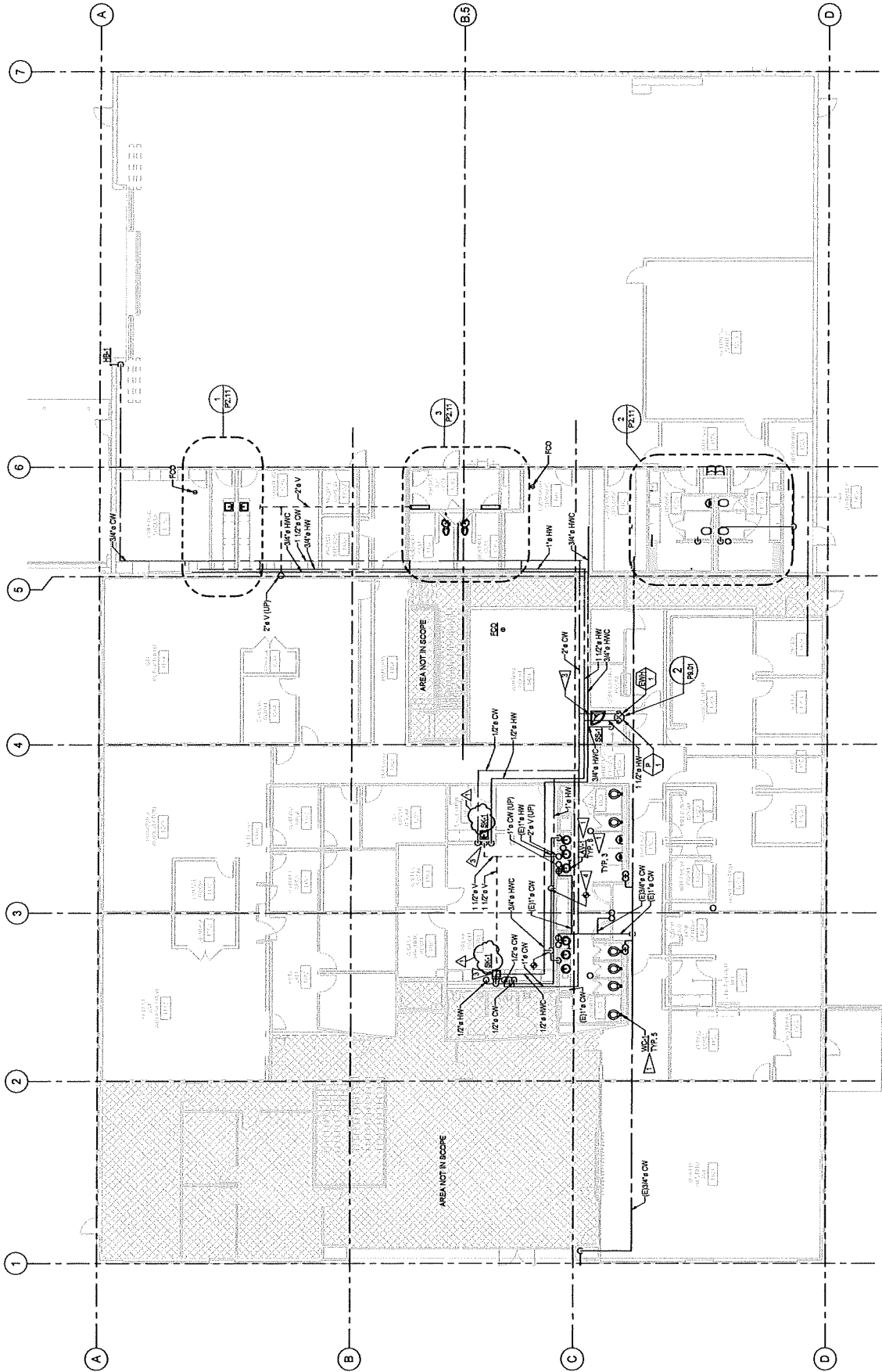
REVISION	DATE
1	2022.09.06
2	2022.09.06
3	2022.09.06
4	2022.09.06
5	2022.09.06
6	2022.09.06
7	2022.09.06
8	2022.09.06
9	2022.09.06
10	2022.09.06
11	2022.09.06
12	2022.09.06
13	2022.09.06
14	2022.09.06
15	2022.09.06
16	2022.09.06
17	2022.09.06
18	2022.09.06
19	2022.09.06
20	2022.09.06
21	2022.09.06
22	2022.09.06
23	2022.09.06
24	2022.09.06
25	2022.09.06
26	2022.09.06
27	2022.09.06
28	2022.09.06
29	2022.09.06
30	2022.09.06
31	2022.09.06
32	2022.09.06
33	2022.09.06
34	2022.09.06
35	2022.09.06
36	2022.09.06
37	2022.09.06
38	2022.09.06
39	2022.09.06
40	2022.09.06
41	2022.09.06
42	2022.09.06
43	2022.09.06
44	2022.09.06
45	2022.09.06
46	2022.09.06
47	2022.09.06
48	2022.09.06
49	2022.09.06
50	2022.09.06
51	2022.09.06
52	2022.09.06
53	2022.09.06
54	2022.09.06
55	2022.09.06
56	2022.09.06
57	2022.09.06
58	2022.09.06
59	2022.09.06
60	2022.09.06
61	2022.09.06
62	2022.09.06
63	2022.09.06
64	2022.09.06
65	2022.09.06
66	2022.09.06
67	2022.09.06
68	2022.09.06
69	2022.09.06
70	2022.09.06
71	2022.09.06
72	2022.09.06
73	2022.09.06
74	2022.09.06
75	2022.09.06
76	2022.09.06
77	2022.09.06
78	2022.09.06
79	2022.09.06
80	2022.09.06
81	2022.09.06
82	2022.09.06
83	2022.09.06
84	2022.09.06
85	2022.09.06
86	2022.09.06
87	2022.09.06
88	2022.09.06
89	2022.09.06
90	2022.09.06
91	2022.09.06
92	2022.09.06
93	2022.09.06
94	2022.09.06
95	2022.09.06
96	2022.09.06
97	2022.09.06
98	2022.09.06
99	2022.09.06
100	2022.09.06

Design: MBS  
 Drawn: CMC  
 Checked: RMC  
 Project No. 304-22-01

Insurance  
**BID SET**  
 11/07/2022

**Drawings Title**  
**FIRST FLOOR PLUMBING PLAN**

Drawing Number  
**P2.01**



**GENERAL NOTES**

1. ALL EXISTING WORK IS SHOWN IN LIGHT GRAY. ALL NEW WORK IS SHOWN IN BLACK. VERIFY ALL EXISTING WORK PRIOR TO DEMOLITION.

**CONSTRUCTION NOTES**

- ▲ INSTALL PLUMBING FIXTURE. RECONNECT TO CW, HW, W, AND VENT PIPING.
- ▲ INSTALL PLUMBING FIXTURE. CONNECT TO CW, W, AND VENT PIPING.
- ▲ INSTALL PLUMBING FIXTURE. PROVIDE CW, HW, W, AND VENT PIPING.
- ▲ PROVIDE HW PIPE CONNECTION TO EXISTING HW LINE.



REVISION	DATE
1	2022.09.08
2	2022.09.08
3	2022.09.08
4	2022.09.08
5	2022.09.08
6	2022.09.08
7	2022.09.08
8	2022.09.08
9	2022.09.08
10	2022.09.08

Design: MSS  
 Drawn: CMC  
 Checked: JMC  
 Project No. 384-22-01

Insurance  
**BID SET**  
 11/07/2022  
 Drawing Title  
**PLUMBING SCHEDULES**

Drawing Number  
**P6.01**

### HEAT PUMP WATER HEATER SCHEDULE

CALLOUT	TYPE	MARK	LOCATION	SERVICE	CAPACITY (GAL)	SERVICE CONDITIONS		ELECTRICAL ELEMENTS		RECOVERY CONDITIONS		ELECTRICAL		BASIS OF DESIGN		NOTES		
						INLET (DEG F)	OUTLET (DEG F)	INLET (DEG F)	TEMP (DEG F)	NO. OF STEPS	PH	PH	PH	PH	MANUFACTURER		MODEL	
EWB	1		JANITOR	DHW	80	50	140	41	9	3	28	160	1	44.3	46	JAO SMITH	DRE-604-9	(1)

1) SINGLE POINT POWER CONNECTION

### PUMP SCHEDULE

CALLOUT	TYPE	MARK	LOCATION	SERVICE	DHW RECIRC	PUMP		MOTOR		ELECTRICAL		NOTES					
						FLOW (GPM)	TEMP (DEG F)	RPM	TYPE	HP	BHP		V	HZ			
P	1		JANITOR	DHW RECIRC		7	9	120	2800	INLINE	0.05	115	60	1	BELL AND GOSSETT	NSF-S&LV	

### PLUMBING FIXTURE SCHEDULE

MARK	FIXTURE DESCRIPTION	COLD WATER		WASTE		VENT		PUMP	FLOW (GPM)	TEMP (DEG F)	SPEED	HP	BHP	V	HZ	ELECTRICAL	BASIS OF DESIGN	REMARKS
		TYPE	SIZE	TYPE	SIZE	TYPE	SIZE											
WC-1	COUNTER/MOUNTED LAVATORY WATER CLOSET	1/2"	1/2"	1 1/4"	1 1/4"	1 1/4"											ELUMH511	CONFIRM COMPATIBILITY OF EXISTING CARRIER BEFORE ORDERING
WC-2	WALL/MOUNTED WATER CLOSET/ LAVATORY COMBO	1"	3/4"	4"	2"	2"											1418&L2	CONFIRM COMPATIBILITY OF EXISTING CARRIER BEFORE ORDERING
UR-1	WALL/HUNG URINAL	3/4"	3/4"	1 1/2"	1 1/2"	1 1/2"											6800L07	CONFIRM COMPATIBILITY OF EXISTING CARRIER BEFORE ORDERING
DS-1	DRINKING FOUNTAIN	1/2"	1/2"	1 1/4"	1 1/4"	1 1/4"											L271&MSK	BATTLE CULLERS STATION WITH BURELIDA COOLERS, FILTERED, STAINLESS STEEL (I)
SS-1	FLOOR/MOUNTED SERVICE SINK	3/4"	3/4"	1 1/2"	1 1/2"	1 1/2"											477&L81	WITH REMOVABLE VINYL COATED RIM GUARD
TD-1	TRENCH DRAIN			3"	2"	2"											208&FGF	
SK-1	COUNTER/MOUNTED HAND WASH SINK	1/2"	1/2"	1 1/4"	1 1/4"	1 1/4"											DLR27&HPO	HOLE DRILLING CONFIGURATION: 3
BS-1	REAR/BACK SHOWER/STAIR WASH CLOSURE	1/2"	1/2"	1 1/4"	1 1/4"	1 1/4"											6800L07	
HS-1	EXTERIOR ROSE BIBB	3/4"	3/4"														WOODPOCO	
HS-2	ZURN	3/4"	3/4"														ZURN	

1) REMOVE DRINKING FOUNTAIN WATER FILTER AND RETURN TO OWNER, SHOULD TO REMAIN.

**Western Ventures Construction Inc.**  
**COP General Contractor Breakdown Summary**

WVCI COR #: 035  
 Date: 12/14/23  
 REF DOC: RFI-044/  
 ASI-001

Snohomish County  
 Snoco Bomarc Bldg. (Sheriff & Airport TI)  
 Attn: Jeff Hencz

Description of COR / COP-	Disconnect and Remove Conductors and Fill Openings with Concrete at Existing Floor Boxes in Conflict with New Walls.
---------------------------	--

1. Direct Labor Costs	Hours	Rate	Extension
Pick up, mix, pour, finish concrete	6.0	\$104.76	\$628.56
Direct Labor Costs			\$628.56
			1. Labor Costs
			\$628.56
2. Material Costs	Units	Unit Price	Extension
Concrete Bags	36.0	\$5.37	\$193.32
2. Material Costs			\$193.32
3. Equipment Costs	UNITS	UNIT PRICE	EXTENSION
			\$0.00
3. Equipment Costs			\$0.00
Subtotal 1, 2 & 3			\$821.88
4. Subcontractors			
Pacific Coast Electrical Contractors			\$679.00
4. Subcontractors			\$679.00
Subtotal 1, 2, 3 & 4			\$1,500.88
5. O&P @ 15%			
5. O&P			\$225.13
Subtotal 1, 2, 3, 4 & 5			\$1,726.01
6. Insurance @ .9%			
6. Insurance			\$15.53
<b>TOTAL COST</b>			<b>\$1,741.55</b>
ESTIMATED - CD's:			0

ARCHITECTS ACCEPTANCE SIGNATURE


OWNER ACCEPTANCE SIGNATURE



Date 12/19/2023

Date \_\_\_\_\_





Western Ventures Construction Inc  
 PO Box 298  
 24306 58th PI W  
 Mountlake Terrace, Washington 98043  
 P: +14256405050

Project: 7710 Snoco Bomarc (Snohomish City Sheriff  
 Office & Paine Field TI)  
 9901 24th Place W  
 Everett, Washington 98204

## RFI #044.0: 044.0 - Existing Electrical Floor Box in Conflict with New Walls (Sheriff)

<b>Status</b>	Open		
<b>To</b>	Richard Murakami (Rolluda Architects)	<b>From</b>	Jason Marion (Western Ventures Construction Inc) PO Box 298 Mountlake Terrace, Washington 98043
<b>Date Initiated</b>	Sep 24, 2023	<b>Due Date</b>	Sep 27, 2023
<b>Location</b>	Sheriff	<b>Project Stage</b>	Course of Construction
<b>Cost Impact</b>	TBD	<b>Schedule Impact</b>	TBD
<b>Spec Section</b>		<b>Cost Code</b>	
<b>Drawing Number</b>	A-111	<b>Reference</b>	
<b>Linked Drawings</b>	<a href="#">A-111</a>		
<b>Received From</b>	Ray Shoemaker (Western Ventures Construction Inc)		
<b>Copies To</b>	Matthew Budinger (Rolluda Architects), Joseph Bumatay (Rolluda Architects), Jeff Hencz (Snohomish County), Lance Meinhold (Snohomish County), Ray Shoemaker (Western Ventures Construction Inc)		

### Activity

#### Question

**Question from Jason Marion Western Ventures Construction Inc on Sunday, Sep 24, 2023 at 10:25 AM PDT**  
 There are existing electrical floor boxes in conflict with the wall layout in three locations, east wall of offices 16C3, 15C3, 15C4 and 14C4, west wall of 11A3 and west wall of 13A4 and 12A4.  
  
 See attached photos and screen shots of plan location.  
  
 Please advise on how we are to proceed.

**Attachments**  
 RFI-044.0 Photo Floor box's east wall 116C3 - 14C4.jpg, RFI-044.0 Photo Floor Box west wall 11A3.jpg, RFI-044.0 Photo Floor box- West wall 13A4 and 12A4.jpg, RFI-044 Screen Shot.jpg

#### Official Response

**Response from Richard Murakami Rolluda Architects on Wednesday, Sep 27, 2023 at 08:17 AM PDT**  
 FLOOR BOXES ARE NOT NEEDED. ONLY REMOVE THE ONES IN CONFLICT WITH THE NEW WALLS.  
 PLEASE DISCONNECT AND REMOVE CONDUCTORS BACK TO THE NEAREST POWER SOURCE THAT IS TO REMAIN. REMOVE CONDUITS WHERE POSSIBLE.  
 FILL THE HOLE IN THE SLAB.  
 MAHMOOD NAMAZI  
 CASNE ENGINEERING  
 09/27/2023

**Jason Marion**

---

**From:** Ray Shoemaker  
**Sent:** Monday, December 11, 2023 9:59 AM  
**To:** Jason Marion  
**Subject:** Bags of concrete

36 bags and two workers for 6 hrs.

Thank you,

**WESTERN VENTURES**  
CONSTRUCTION



**Ray Shoemaker**

**Superintendent**

[rshoemaker@westernventures.com](mailto:rshoemaker@westernventures.com)

**c.360.391.4383**

**o.425.640.5050**

# Jason Marion

---

**From:** The Home Depot <HomeDepot@order.homedepot.com>  
**Sent:** Thursday, December 14, 2023 1:58 PM  
**To:** Jason Marion  
**Subject:** Share Cart Invitation From Jason Marion



How does  
get more done.





DOWNLOAD  
OUR APP >

Jason Marion would like to  
**share their cart with you**

[View Cart](#)

## Jason Marion's Cart

---

Item	In Store	Qty	Item Total
 <b>Quikrete 50 lb. Fast-Setting Concrete Mix</b> Model #100450 Store SKU #842303	 Aisle X1 Bay 006	36	\$193.32

---

Subtotal	\$193.32
Shipping	\$0
Sales Tax	\$0
<b>Est. Total</b>	<b>\$193.32</b>

**PCEC**

PACIFIC COAST  
**ELECTRICAL CONTRACTORS, INC.**  
16620 North Road \* Bothell, Washington 98012-5908  
TEL (425) 741-2700 \* FAX (425) 741-2600

COR-035

December 7, 2023

AS1-001

Western Ventures Construction, Inc.  
P.O. Box 298  
Mountlake Terrace, WA 98043

Attn.: Jason Marion

RE: Sheriff W. Precinct & Paine Field  
Sheriff W. Precinct & Paine Field  
COP# CCD# RFI# PCEC RFI#  
PCEC COR# 010.0

Dear Jason

Pacific Coast Electrical Contractors, Inc. is pleased to quote a lump sum additive change order price for the above referenced work as described on our attached worksheets in the amount of \$679.00

*We will not proceed with this change to our work until directed by Western Ventures Construction, Inc.*

*If this change results in light fixtures or equipment revisions will not be released for production or canceled as appropriate until receipt of written notice to proceed with this work. Our schedule may be impacted due to this revision. We will advise shipping schedules after direction has been provided to us.*

*Our proposal is based upon completing all work during normal working hours. All general clarifications and exclusions on our bid day proposal apply to this proposal. Proposal is valid for 30 days unless required otherwise within the contract documents.*

*We will require an additional 0 days added to our schedule after receipt of written approval and required material products for this change to our scope of work.*

*The pricing of this change order is based solely on direct cost elements such as labor, material, and normal markups, and does not include any amount for changes in the sequence of work, delays, disruption, rescheduling, extended overhead, acceleration, and/or impact cost, which it is not possible to assess at the present time. Right is expressly reserved to make claim for any and all of these related items of compensable cost overruns prior to final settlement of this contract.*

I hope our pricing meets your expectations for the required change to our work. Please feel free to call should you have any questions regarding this change proposal.

Sincerely,



Joe Rodriguez  
Sr. Project Manager  
Enclosures: ( 2 ) worksheets

PCEC

Pacific Coast
Electrical Contractors, Inc.
Sub Contractor Breakdown Summary

Project Name: Sheriff W. Precinct & Paine Field
PCEC Job No.: 23037
Work: Sheriff TI - ASI 001 Demo existing floorboxes in conflict with
Description: new walls.

COP# -
PCEC COR# 010.0
Date: 12/7/2023
CCD#
RFI#
PCEC RFI#

Table with 3 columns: Description, Amount, and Hours. Section 1: CRAFT LABOR COSTS (includes payroll taxes & burden). Rows include craft labor costs from breakdown (a-e), DIRECT LABOR SUBTOTAL, Supervision (d-f).

Table with 3 columns: Description, Amount, and Hours. Section 2: MATERIAL COSTS. Rows include scheduled material, quoted material, freight, permits, dumpster, coordination drawings.

Table with 3 columns: Description, Amount, and Hours. Section 3: EQUIPMENT COSTS. Rows include owned equipment, rental equipment.

Table with 3 columns: Description, Amount, and Hours. Section 4: SMALL TOOLS. Row includes small tools.

Table with 3 columns: Description, Amount, and Hours. Section 5: OVERHEAD AND PROFIT. Rows include 15% overhead & profit of 1, 15% overhead & profit of 2, 3 & 4.

Table with 3 columns: Description, Amount, and Hours. Section 6: SUBCONTRACTORS. Rows include subcontractor costs (a-d).

Table with 3 columns: Description, Amount, and Hours. Section 7: O & P ON SUBCONTRACTORS. Row includes 0% overhead & profit of 6.

Table with 3 columns: Description, Amount, and Hours. Section 8: INSURANCE / TAXES. Rows include volume driven liability insurance, Bonding, State B&O Tax, City B&O Tax.

Table with 3 columns: Description, Amount, and Hours. Section 9: O & P ON INSURANCE / TAXES. Row includes 0% portion of 8.

TOTAL COST 1 THRU 8 \$ 679.00

Job Name: Sheriff West Precinct Airport and Paine Field

Job Number: 1681

Extension Name: Change Orders

[Items and ByProducts]

Material Filter: <None>

Report: COR 2/1

Item #	Item Name	Quantity	Price	U	Ext. Price	Labor	U	Labor	Ext
Label Set: Combined, Combined, Combined, Combined, Combined					\$0.00				6.00
47,272	1 HOUR LABOR (DEMOLITION)	6.00	\$0.00	X	\$0.00	1.00	E		6.00
					\$0.00				6.00

**Architect's Supplemental Instructions**

**ASI 001**

---

<b>PROJECT:</b>	Snohomish Co Sheriff West Precinct	<b>ISSUE DATE:</b>	10.02.23
		<b>CONTRACT FOR:</b>	Snohomish Co Sheriff Office TI
<b>OWNER:</b>	Snohomish County Facilities and Fleet Management		
<b>CONTRACTOR:</b>	Western Ventures Construction 24306 58 <sup>th</sup> Pl West Mountlake Terrace WA 98043	<b>ARCHITECT:</b>	Rolluda Architects 105 South Main Street, Suite 323 Seattle, Washington 98104 PH: 206 624-4222 FAX: 206 624-4226
<b>ATTN:</b>	Jason Marion	<b>ISSUED BY:</b>	Rich Murakami

---

THIS IS NOT A DIRECTION TO PROCEED WITH THE WORK. IF MODIFICATIONS DESCRIBED BY THIS PROPOSAL REQUEST OR ANY PORTION THEREOF ARE INCORPORATED INTO A CHANGE ORDER, THESE WRITTEN CHANGES, BY THE OWNER, WILL THEN MODIFY THE CONTRACT DOCUMENTS. Please submit a detailed proposal for changes to the contract and/or Contract Time as described by the attached proposed modifications to the Contract Documents. Cost proposals for this work are required within 7 (seven) days, unless the Engineer is notified in advance of the revised submittal date.

---

**DESCRIPTION:**  
**SECTION:**

Per response to RFI 044: Remove existing floor boxes in conflict with new walls. Disconnect and remove conductors back to the nearest power source that is to remain. Remove conduit where possible. Fill hole in slab.

---

**ATTACHMENTS: RFI 0044 response**

---

**ARCHITECT'S SUPPLEMENTAL INSTRUCTIONS DISTRIBUTION:**  
(For Rolluda Architects Use Only)



Western Ventures Construction Inc  
 PO Box 298  
 24306 58th Pl W  
 Mountlake Terrace, Washington 98043  
 P: +14256405050

Project: 7710 Snoco Bomarc (Snohomish City Sheriff  
 Office & Paine Field TI)  
 9901 24th Place W  
 Everett, Washington 98204

## RFI #044.0: 044.0 - Existing Electrical Floor Box in Conflict with New Walls (Sheriff)

<b>Status</b>	Open		
<b>To</b>	Richard Murakami (Rolluda Architects)	<b>From</b>	Jason Marion (Western Ventures Construction Inc) PO Box 298 Mountlake Terrace, Washington 98043
<b>Date Initiated</b>	Sep 24, 2023	<b>Due Date</b>	Sep 27, 2023
<b>Location</b>	Sheriff	<b>Project Stage</b>	Course of Construction
<b>Cost Impact</b>	TBD	<b>Schedule Impact</b>	TBD
<b>Spec Section</b>		<b>Cost Code</b>	
<b>Drawing Number</b>	A-111	<b>Reference</b>	
<b>Linked Drawings</b>			
<b>Received From</b>	Ray Shoemaker (Western Ventures Construction Inc)		
<b>Copies To</b>	Matthew Budinger (Rolluda Architects), Joseph Bumatay (Rolluda Architects), Jeff Hencz (Snohomish County), Lance Meinhold (Snohomish County), Ray Shoemaker (Western Ventures Construction Inc)		

### Activity

#### Question

**Question from Jason Marion Western Ventures Construction Inc on Sunday, Sep 24, 2023 at 10:25 AM PDT**

There are existing electrical floor boxes in conflict with the wall layout in three locations, east wall of offices 16C3, 15C3, 15C4 and 14C4, west wall of 11A3 and west wall of 13A4 and 12A4.

See attached photos and screen shots of plan location.

Please advise on how we are to proceed.

**Attachments**  
 RFI-044.0 Photo Floor box's east wall 116C3 - 14C4.jpg, RFI-044.0 Photo Floor Box west wall 11A3.jpg, RFI-044.0 Photo Floor box- West wall 13A4 and 12A4.jpg, RFI-044 Screen Shot.jpg

*Awaiting an Official Response*

**FLOOR BOXES ARE NOT NEEDED. ONLY REMOVE THE ONES IN CONFLICT WITH THE NEW WALLS.  
 PLEASE DISCONNECT AND REMOVE CONDUCTORS BACK TO THE NEAREST POWER SOURCE THAT IS TO REMAIN. REMOVE CONDUITS WHERE POSSIBLE.  
 FILL THE HOLE IN THE SLAB.**

**MAHMOOD NAMAZI  
 CASNE ENGINEERING  
 09/27/2023**



**Western Ventures Construction Inc.**  
**COP General Contractor Breakdown Summary**

WVCI COR #: 037  
 Date: 12/20/23  
 RFI-071.0  
 Supplemental  
 Email  
 REF DOC:

Snohomish County  
 Snoco Bomarc Bldg. (Sheriff & Airport TI)  
 Attn: Jeff Hencz/ Lance Meinhold

Description of COR / COP-	Add wall furring to Room In-Cust Interview 14A5.
---------------------------	--

1. Direct Labor Costs	Hours	Rate	Extension	
		\$104.76	\$0.00	
Direct Labor Costs			\$0.00	
				1. Labor Costs
				\$0.00
2. Material Costs	Units	Unit Price	Extension	
			\$0.00	
2. Material Costs			\$0.00	
3. Equipment Costs	UNITS	UNIT PRICE	EXTENSION	
			\$0.00	
3. Equipment Costs			\$0.00	
				Subtotal 1, 2 & 3
			\$0.00	
4. Subcontractors				
GK Knutson			\$1,521.00	
4. Subcontractors			\$1,521.00	
				Subtotal 1, 2, 3 & 4
				\$1,521.00
5. O&P @ 15%				
5. O&P			\$228.15	
				Subtotal 1, 2, 3, 4 & 5
				\$1,749.15
6. Insurance @ .9%				
6. Insurance			\$15.74	
				<b>TOTAL COST</b>
				<b>\$1,764.89</b>
				<b>EQUESTED - CD's:</b>
				<b>0</b>

ARCHITECTS ACCEPTANCE SIGNATURE



OWNER ACCEPTANCE SIGNATURE \_\_\_\_\_

Date 01/02/2024

Date \_\_\_\_\_

# GK KNUTSON

METAL FRAMING & DRYWALL

5060 Pacific Highway, Suite 131. Ferndale WA, 98248 PHONE: (360) 384-2539 FAX: (360) 384-5629

<b>COP</b>	007	<b>JOB NAME</b>	SC Sheriff West Precinct & Paine Field T1	<b>DATE</b>	12/12/23
<b>GENERAL CONTRACTOR</b>	Western Ventures Construction		<b>REFERENCE DOCUMENT</b>	RFI #71	
<b>DESCRIPTION</b>					
This COP is for our costs associated with RFI #71 added furred wall in room #14A5 In-Cust Interrogation.					
<b>PREPARED BY:</b>		Conor Palomarez			

<b>1. Direct Labor Cost</b> (from attached cost breakdown form)					
a. crew (apprentices, journeymen, and laborers)	\$	774.00		\$	876.00
b. foreman/superintendent	\$	102.00			
<b>Direct Labor Subtotal</b>	\$	876.00			
<b>2. Material Cost</b> (from attached cost breakdown form)				\$	373.00
<b>3. Equipment Cost</b> (from attached cost breakdown form)				\$	-
<b>4. Small Tools</b> (NTE 5% of 1a & 1b)				\$	44.00
				<b>Subtotal 1 thru 4</b>	\$ 1,293.00
<b>5. Overhead &amp; Profit</b>				\$	200.00
a. NTE 10% portion of 1,2,3, and 4 (overhead)	\$	129.30			
b. NTE 5% portion of 1,2,3, and 4 (profit)	\$	71.12			
<b>6. Insurance</b> (1.85% portion of 1,2,3,4,5,6, and 7)				\$	28.00
				<b>Total Cost</b>	\$ 1,521.00

# GK KNUTSON

## METAL FRAMING & DRYWALL

5060 Pacific Highway, Suite 131, Ferndale WA, 98248 PHONE: (360) 384-2539 FAX: (360) 384-5629

<b>COP</b>	007	<b>JOB NAME</b>	SC Sheriff West Precinct & Paine Field TI	<b>DATE</b>	12/12/23
<b>GENERAL CONTRACTOR</b>		Western Ventures Construction	<b>REFERENCE DOCUMENT</b>		RII #71
This COP is for our costs associated with RII #71 added furred wall in room #14A5 In-Cust Interrogation.					
<b>PRICING DOCUMENTS</b>					TBD

Description	Qty	Unit	Labor		Material		Equipment		Total Cost
			Rate	Cost	Rate	Cost	Rate	Cost	
<b>LABOR</b>									
Framer	2	hr	\$ 94.00	\$ 188.00					\$ 188.00
Hanger	2	hr	\$ 94.00	\$ 188.00					\$ 188.00
Taper	3	hr	\$ 94.00	\$ 282.00					\$ 282.00
Layout	0	hr	\$ 94.00	\$ -					\$ -
Stock and Scrap	1	hr	\$ 94.00	\$ 94.00					\$ 94.00
Labor & Industries	8	hr	\$ 2.75	\$ 22.00					\$ 22.00
<b>MATERIAL</b>									
Stud & Track	12	Pcs				\$ 202.00			\$ 202.00
GWB	4	Pcs				\$ 80.00			\$ 80.00
MUD	2	Boxes				\$ 25.00			\$ 25.00
Tape	1	Rolls				\$ 6.00			\$ 6.00
Fasteners						\$ 60.00			\$ 60.00
						\$ -			\$ -
						\$ -			\$ -
						\$ -			\$ -
						\$ -			\$ -
						\$ -			\$ -
						\$ -			\$ -
						\$ -			\$ -
						\$ -			\$ -
						\$ -			\$ -
						\$ -			\$ -
						\$ -			\$ -
						\$ -			\$ -
						\$ -			\$ -
<b>EQUIPMENT</b>									
							\$ -	\$ -	\$ -
							\$ -	\$ -	\$ -
							\$ -	\$ -	\$ -
Foreman	1	hr	\$ 102.00	\$ 102.00					\$ 102.00
Superintendent		hr	\$ 105.00	\$ -					\$ -
<b>Total</b>				\$ 876.00		\$ 373.00		\$ -	\$ 1,249.00

## Jason Marion

---

**From:** Rich Murakami <richard@rolludaarchitects.com>  
**Sent:** Monday, December 4, 2023 11:33 AM  
**To:** Jason Marion  
**Cc:** Ray Shoemaker  
**Subject:** RE: SnoCo Bomarc - RFI-071 Existing Concrete Wall in 12C6

Let's fur out the In-cust Interview Room, <sup>14A5</sup> but not the wall in the Wellness Center 12C6; exposed conduit will be acceptable in that location

**Richard Murakami**  
principal

## rolludaarchitects

o 206.624.4222 | f 206.624.4226 | c 206.660.5959

Follow us!    

---

**From:** Jason Marion <jmarion@westernventures.com>  
**Sent:** Monday, December 4, 2023 11:28 AM  
**To:** Rich Murakami <richard@rolludaarchitects.com>  
**Cc:** Ray Shoemaker <rshoemaker@westernventures.com>  
**Subject:** RE: SnoCo Bomarc - RFI-071 Existing Concrete Wall in 12C6

\* The Interview Room is 14A5 In-Cust InterOg. That was missed from RFI-071, but from your response it sounds like we need to include the furring.

My question below has to do with 12C6 Wellness Center. Should we fur that room out, or run exposed conduit?

Let me know what you want to do on both rooms and I'll have my framing provide pricing.

Thank you,

Jason Marion  
C 206-793-0200

---

**From:** Rich Murakami <richard@rolludaarchitects.com>  
**Sent:** Monday, December 4, 2023 11:21 AM  
**To:** Jason Marion <jmarion@westernventures.com>  
**Cc:** Ray Shoemaker <rshoemaker@westernventures.com>  
**Subject:** RE: SnoCo Bomarc - RFI-071 Existing Concrete Wall in 12C6

I missed that outlet in the interview room. Let's fur it out.

**Richard Murakami**  
principal

# rolludaarchitects

o 206.624.4222 | f 206.624.4226 | c 206.660.5959

Follow us!    

---

**From:** Jason Marion <jmarion@westernventures.com>  
**Sent:** Monday, December 4, 2023 11:15 AM  
**To:** Rich Murakami <richard@rolludaarchitects.com>  
**Cc:** Ray Shoemaker <rshoemaker@westernventures.com>  
**Subject:** SnoCo Bomarc - RFI-071 Existing Concrete Wall in 12C6  
**Importance:** High

Hi Rich,

The response to RFI-071, question #3 was to paint the existing concrete wall. This wall gets a few new outlets. Assuming surface mounted conduit is acceptable at this location and we just paint conduit to match wall? Let me know if that is what your intentions were.

Thank you,

Jason Marion, LEED AP ID+C  
Project Manager

**WESTERN VENTURES**  
CONSTRUCTION



P 425-640-5050  
F 425-640-5050  
C 206-793-0200

COR-037



Western Ventures Construction Inc  
PO Box 298  
24306 58th PI W  
Mountlake Terrace, Washington 98043  
P: +14256405050

Project: 7710 Snoco Bomarc (Snohomish City Sheriff  
Office & Paine Field TI)  
9901 24th Place W  
Everett, Washington 98204

### RFI #071.0: 071.0 - Wall Type Discrepancy at 11A5, 12A5 and 12C6

<b>Status</b>	Open		
<b>To</b>	Richard Murakami (Rolluda Architects)	<b>From</b>	Jason Marion (Western Ventures Construction Inc) PO Box 298 Mountlake Terrace, Washington 98043
<b>Date Initiated</b>	Oct 18, 2023	<b>Due Date</b>	Oct 24, 2023
<b>Location</b>	Sheriff	<b>Project Stage</b>	Course of Construction
<b>Cost Impact</b>	TBD	<b>Schedule Impact</b>	TBD
<b>Spec Section</b>		<b>Cost Code</b>	
<b>Drawing Number</b>	A-143, A-152, A-604	<b>Reference</b>	
<b>Linked Drawings</b>			
<b>Received From</b>	Ray Shoemaker (Western Ventures Construction Inc)		
<b>Copies To</b>	Matthew Budinger (Rolluda Architects), Joseph Bumatay (Rolluda Architects), Jeff Hencz (Snohomish County), Lance Meinhold (Snohomish County), Ray Shoemaker (Western Ventures Construction Inc)		

#### Activity

##### Question

**Question from Jason Marion Western Ventures Construction Inc on Wednesday, Oct 18, 2023 at 02:30 PM PDT**  
At the following locations there are conflicting notes in the plans for wall types. Please review and advise on how we are to proceed.

- 11A5 North Elevation: Existing concrete wall called out on A-604. No wall type called out but new cabinets to be installed and new electrical outlets. Are these to mount to existing concrete wall?
- 12A5 North Elevation: Existing concrete wall called out on A-604. A-143 shows GWB/Paint at this location.
- 12C6 West Elevation: Existing concrete wall called out on A-604. A-152 shows GWB/Paint at this location.

Please advise.

##### Official Response

**Response from Richard Murakami Rolluda Architects on Thursday, Nov 2, 2023 at 03:53 PM PDT**

1. Fur out wall with Wall Type 3 8'-0" from corner (see attached A-143 r1).
2. Fur out wall with Wall Type 3 (see attached A-143 r1).
3. Paint existing concrete wall

**Attachments**  
A-143-r1.pdf



**SHERIFF OFFICE TENANT IMPROVEMENTS - WEST PRECINCT**

3829 24th PLACE WEST  
 EVERETT, WA 98203  
 3600 ROCKEFELLER AVENUE  
 SNOHOMISH COUNTY  
 EVERETT, WA 98201

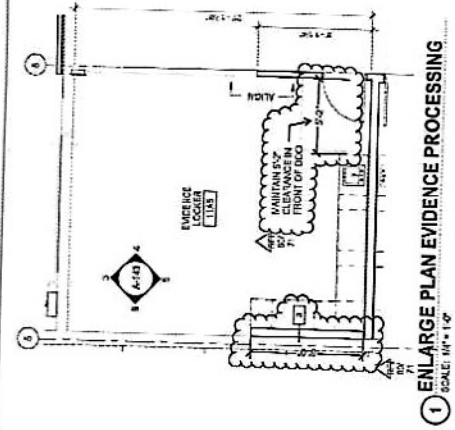
TEL: 425.835.4200  
 FAX: 425.835.4201  
 WWW.ROLLUDA.COM

Drawn By: RM  
 Date: 03/19/18  
 Checked: RW  
 Project No.: 34-12-01

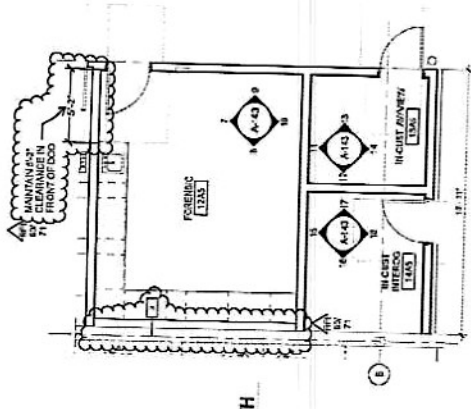
BID DOCUMENTS  
 118770202

Drawing Title  
**ENLARGED PLANS & INTERIOR ELEVATIONS**

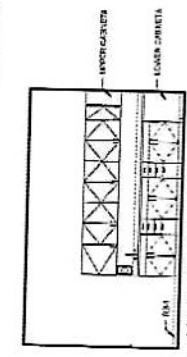
Drawing Number  
**A-143**




**1 ENLARGE PLAN EVIDENCE PROCESSING**  
 SCALE: 1/4" = 1'-0"




**2 ENLARGE PLAN FORENSIC, IN-CUST VIEW, IN-CUST INTERIOR**  
 SCALE: 1/4" = 1'-0"



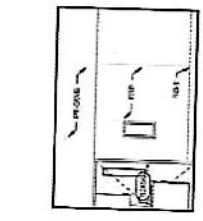
**3 11A5 EVIDENCE PROCESSING - EAST**  
 SCALE: 1/4" = 1'-0"



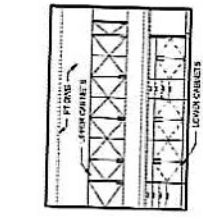
**4 11A5 EVIDENCE PROCESSING - SOUTH**  
 SCALE: 1/4" = 1'-0"



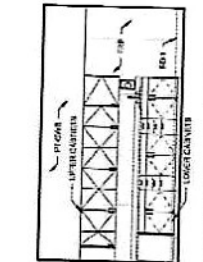
**5 11A5 EVIDENCE PROCESSING - WEST**  
 SCALE: 1/4" = 1'-0"



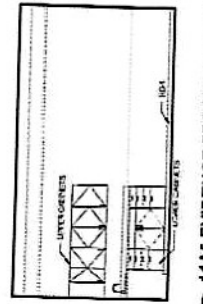
**6 12A5 FORENSIC - NORTH**  
 SCALE: 1/4" = 1'-0"



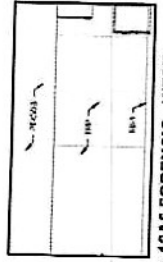
**7 12A5 FORENSIC - EAST**  
 SCALE: 1/4" = 1'-0"



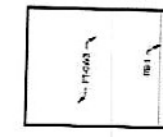
**8 12A5 FORENSIC - SOUTH**  
 SCALE: 1/4" = 1'-0"



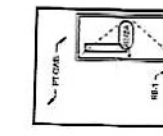
**9 13A5 IN-CUST AVVIEW - WEST**  
 SCALE: 1/4" = 1'-0"



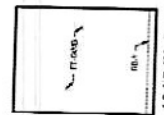
**10 13A5 IN-CUST AVVIEW - EAST**  
 SCALE: 1/4" = 1'-0"



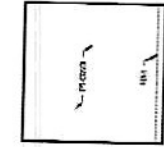
**11 13A5 IN-CUST AVVIEW - NORTH**  
 SCALE: 1/4" = 1'-0"




**12 13A5 IN-CUST AVVIEW - SOUTH**  
 SCALE: 1/4" = 1'-0"



**13 14A5 IN-CUST INTERIOR - WEST**  
 SCALE: 1/4" = 1'-0"



**14 14A5 IN-CUST INTERIOR - EAST**  
 SCALE: 1/4" = 1'-0"



**15 14A5 IN-CUST INTERIOR - NORTH**  
 SCALE: 1/4" = 1'-0"



**16 14A5 IN-CUST INTERIOR - SOUTH**  
 SCALE: 1/4" = 1'-0"

**LEGEND**

- DOOR MARK
- WINDOW MARK
- NEW CONSTRUCTION
- EXISTING CONSTRUCTION TO REMAIN
- NO WORK

**17 14A5 IN-CUST INTERIOR - SOUTH**  
 SCALE: 1/4" = 1'-0"

**18 14A5 IN-CUST INTERIOR - WEST**  
 SCALE: 1/4" = 1'-0"

**Western Ventures Construction Inc.**  
**COP General Contractor Breakdown Summary**

WVCI COR #: 040  
 Date : 12/14/23  
 REF DOC: ASI-007

Snohomish County  
 Snoco Bomarc Bldg. (Sheriff & Airport TI)  
 Attn: Jeff Hencz/ Lance Meinhold

Description of COR / COP-	Add (10) Type EX Fixtures and Rough-In Only for (8) Cameras OFOI, per ASI-007 (Sheriff)
---------------------------	---

1. Direct Labor Costs	Hours	Rate	Extension	
		\$104.76	\$0.00	
Direct Labor Costs			\$0.00	
				1. Labor Costs
				\$0.00
2. Material Costs	Units	Unit Price	Extension	
			\$0.00	
2. Material Costs			\$0.00	
3. Equipment Costs	UNITS	UNIT PRICE	EXTENSION	
			\$0.00	
3. Equipment Costs			\$0.00	
				Subtotal 1, 2 & 3
				\$0.00
4. Subcontractors				
Pacific Coast Electrical Contractors			\$17,738.00	
				4. Subcontractors
				\$17,738.00
				Subtotal 1, 2, 3 & 4
				\$17,738.00
5. O&P @ 15%				
				5. O&P
				\$2,660.70
				Subtotal 1, 2, 3, 4 & 5
				\$20,398.70
6. Insurance @ .9%				
				6. Insurance
				\$183.59
				<b>TOTAL COST</b>
				<b>\$20,582.29</b>
				<b>TIME EXTENSION REQUESTED - CD's:</b>
				<b>0</b>

ARCHITECTS ACCEPTANCE SIGNATURE \_\_\_\_\_

Date \_\_\_\_\_

OWNER ACCEPTANCE SIGNATURE \_\_\_\_\_

Date \_\_\_\_\_





PACIFIC COAST  
ELECTRICAL CONTRACTORS, INC.  
16620 North Road \* Bothell, Washington 98012-5908  
TEL (425) 741-2700 \* FAX (425) 741-2600

December 7, 2023

Western Ventures Construction, Inc.  
P.O. Box 298  
Mountlake Terrace, WA 98043

Attn.: Jason Marion

RE: Sheriff W. Precinct & Paine Field  
Sheriff W. Precinct & Paine Field  
COP# CCD# RFI# PCEC RFI#  
PCEC COR# 014.0

Dear Jason

Pacific Coast Electrical Contractors, Inc. is pleased to quote a lump sum additive change order price for the above referenced work as described on our attached worksheets in the amount of \$17,738.00

*We will not proceed with this change to our work until directed by Western Ventures Construction, Inc.*

*If this change results in light fixtures or equipment revisions will not be released for production or canceled as appropriate until receipt of written notice to proceed with this work. Our schedule may be impacted due to this revision. We will advise shipping schedules after direction has been provided to us.*

*Our proposal is based upon completing all work during normal working hours. All general clarifications and exclusions on our bid day proposal apply to this proposal. Proposal is valid for 30 days unless required otherwise within the contract documents.*

*We will require an additional 0 days added to our schedule after receipt of written approval and required material products for this change to our scope of work.*

*The pricing of this change order is based solely on direct cost elements such as labor, material, and normal markups, and does not include any amount for changes in the sequence of work, delays, disruption, rescheduling, extended overhead, acceleration, and/or impact cost, which it is not possible to assess at the present time. Right is expressly reserved to make claim for any and all of these related items of compensable cost overruns prior to final settlement of this contract.*

I hope our pricing meets your expectations for the required change to our work. Please feel free to call should you have any questions regarding this change proposal.

Sincerely,

Joe Rodriguez  
Sr. Project Manager

Enclosures: ( 4 ) worksheets

PCEC

Pacific Coast
Electrical Contractors, Inc.
Sub Contractor Breakdown Summary

Project Name: Sheriff W. Precinct & Paine Field
PCEC Job No.: 23037
Work: Sheriff TI - ASI 007 Add (10) type EX fixtures and rough-in only
Description: for (8) cameras FOIO.
COP#: -
PCEC COR#: 014.0
Date: 12/7/2023
CCD#
RFI#
PCEC RFI#

Table with 3 columns: Description, Amount, and Hours. Includes categories: 1. CRAFT LABOR COSTS (includes payroll taxes & burden), a. craft labor costs from breakdown, b. craft labor costs from breakdown, c. craft labor costs from breakdown, d. craft labor costs from breakdown, e. craft labor costs from breakdown, DIRECT LABOR SUBTOTAL, Supervision, d. direct supervision, e. safety, f. travel (if applicable, itemize) parking.

Table with 3 columns: Description, Amount, and Amount. Includes categories: 2. MATERIAL COSTS, a. scheduled material, b. quoted material, c. freight, d. permits, e. dumpster, f. coordination drawings, 2. MATERIAL COSTS.

Table with 3 columns: Description, Amount, and Amount. Includes categories: 3. EQUIPMENT COSTS, a. owned equipment (spec approved source), b. rental equipment (per invoices attached), 3. EQUIPMENT COSTS.

Table with 3 columns: Description, Amount, and Amount. Includes categories: 4. SMALL TOOLS, a. small tools, 4. SMALL TOOLS.

Table with 3 columns: Description, Amount, and Amount. Includes categories: 5. OVERHEAD AND PROFIT, a. 15% overhead & profit of 1, b. 15% overhead & profit of 2, 3 & 4, 5. OVERHEAD & PROFIT.

Table with 3 columns: Description, Amount, and Amount. Includes categories: 6. SUBCONTRACTORS, a., b., c., d., 6. SUBCONTRACTORS.

Table with 3 columns: Description, Amount, and Amount. Includes categories: 7. O & P ON SUBCONTRACTORS, a. 0% overhead & profit of 6, 7. O & P ON SUBS.

Table with 3 columns: Description, Amount, and Amount. Includes categories: 8. INSURANCE / TAXES, a. volume driven liability insurance, b. Bonding, c. State B&O Tax, d. City B&O Tax, 8. INSURANCE.

Table with 3 columns: Description, Amount, and Amount. Includes categories: 9. O & P ON INSURANCE / TAXES, a. 0% portion of 8, 9. O & P ON INS / TAX.

TOTAL COST 1 THRU 8 \$ 17,738.00

Job Name: Sheriff West Precinct Airport and Paine Field

Job Number: 1681

Extension Name: Change Orders

[Items and ByProducts]

Material Filter: <None>

Report: COR 2/1

Item #	Item Name	Quantity	Price	U	Ext Price	Labor	U	Labor Ext
Label Set: Combined, Combined, Combined, Combined, Combined					\$4,082.80			109.57
68	12 THHN CU STRANDED	390.00	\$201.19	M	\$78.46	6.00	M	2.34
1,040	PULL STRING	640.00	\$99.30	M	\$63.55	4.00	M	2.56
1,047	3/4 EMT	710.00	\$145.96	C	\$1,036.30	5.00	C	35.50
1,050	1 1/2 EMT	60.00	\$490.33	C	\$294.20	7.00	C	4.20
1,188	3/4 EMT CONN S/C	36.00	\$1,057.22	C	\$380.60	0.30	E	10.80
1,191	1 1/2 EMT CONN S/C	2.00	\$4,686.56	C	\$93.73	0.45	E	0.90
1,256	1 1/2 BUSH PLASTIC	2.00	\$381.43	C	\$7.63	0.20	E	0.40
1,331	3/4 EMT COUPL S/C	85.20	\$1,240.65	C	\$1,057.03	0.14	E	11.93
1,334	1 1/2 EMT COUPL S/C	7.20	\$5,063.56	C	\$364.58	0.25	E	1.80
1,470	3/4 EMT 1 HOLE STP/STL	99.40	\$51.47	C	\$51.16	4.00	C	3.98
1,473	1 1/2 EMT 1 HOLE STP/STL	8.40	\$1,665.42	C	\$139.89	4.25	C	0.36
4,006	8 X 1/2 WAFER HD TAP SCR	60.00	\$184.69	M	\$11.08	5.00	C	3.00
4,147	10 X 1-1/2 COMB PAN HD TAP SCR	99.40	\$16.58	C	\$16.48	6.00	C	5.96
4,312	#10 / 3/16 FLAT CUT WASHER-ZINC	99.40	\$3.44	C	\$3.42	0.70	C	0.70
4,314	5/16 FLAT CUT WASHER-ZINC	8.40	\$5.84	C	\$0.49	0.70	C	0.06
4,514	HX LAG BLT 5/16X1-1/4	8.40	\$22.40	C	\$1.88	8.00	C	0.67
4,647	BOX SUPPORTS-CLIP ON	8.00	\$348.38	C	\$27.87	6.00	C	0.48
4,654	TSGB-16 SUPPORT BRACKET	10.00	\$660.11	C	\$66.01	6.00	C	0.60
7,201	IDEAL 452 RED WIRE NUT	30.00	\$313.76	M	\$9.41	0.06	E	1.80
7,205	IDEAL 341 TAN TWISTER WIRE NUT	30.00	\$294.67	M	\$8.84	0.05	E	1.50
14,414	EXIT LIGHT LED SURFACE	10.00	\$0.00	Q	\$0.00	1.00	E	10.00
17,117	1G SS TELEPHONE PLATE .13" DIA	8.00	\$300.00	C	\$24.00	10.00	C	0.80
17,576	4/S BOX 1-1/2"D COMBO	10.00	\$545.25	C	\$54.52	30.00	C	3.00
17,578	4/S BOX 2-1/8"D, 1/2&3/4"KO	8.00	\$851.01	C	\$68.08	30.00	C	2.40
17,596	4/S 2G MUD RING 5/8"DP	8.00	\$874.07	C	\$69.93	8.00	C	0.64
17,604	4/S 3/0 MUD RING 1/2"DP	10.00	\$940.48	C	\$94.05	8.00	C	0.80
18,235	6X6X4" NEMA 1 S/C J-BOX	1.00	\$49.65	E	\$49.65	1.00	E	1.00
18,890	GRD PIGTAIL #12 x 10-1/2"	10.00	\$99.56	C	\$9.96	0.06	E	0.60
20,981	SURV CAMERA	8.00	\$0.00	Q	\$0.00	0.10	E	0.80
					\$4,082.80			109.57

## Quotation (Revision) - Quotation

**TO:**  
 PACIFIC COAST ELECTRICAL CO-BOTHELL  
 Attn: Joe Rodriguez  
 16620 NORTH ROAD  
 BOTHELL, WA 98012-5908

**Project:** Sheriff West Precinct Tenant Improvements  
**Date:** 12/07/23  
**PO #:** 121419 SW  
**Change #:** 5  
**Freight in Exempt :** No

**Material Change:** **510.50**

Change Type	Quantity Description	Unit or Lot#	Unit Price	Ext Price	Change Amt					
✓ ASI-007	10 QXS-U-WB-WH		51.050/EA	510.50	510.50					
	<table style="width: 100%; border-collapse: collapse;"> <thead> <tr> <th style="text-align: left;"><u>Prev Qty</u></th> <th style="text-align: left;"><u>Change Qty</u></th> <th style="text-align: left;"><u>New Qty</u></th> </tr> </thead> <tbody> <tr> <td>0</td> <td>10</td> <td>10</td> </tr> </tbody> </table>	<u>Prev Qty</u>	<u>Change Qty</u>	<u>New Qty</u>	0	10	10			
<u>Prev Qty</u>	<u>Change Qty</u>	<u>New Qty</u>								
0	10	10								
	** Item type changed from to ASI-007 ** ** Description Changed from ** ** Price changed from 0.000 to 51.050 ** ** Quantity changed from 0 to 10 **									

Quotations are Net without written consent of North Coast Electric Company. Quotations are valid for the day of quote unless modified by authorized representative of Seller below. The price offered in this bid reflects Seller being awarded an order for the complete bid package. Purchaser's failure to award a complete order may result in the Seller withdrawing this bid or adjusting the price and other terms. North Coast Electric Company reserves the right to consolidate shipments to best comply with Manufacturer's prepaid terms. Any requirement to "Split Ship" may result in additional freight charges at Purchaser's expense.

**FOB:** FOB SHIP POINT

**Freight:** No Freight allowed unless noted otherwise

Deliveries may include Fuel Surcharge

Some Items may include sales tax. Some product may require a full, or partial payment upon order entry or release.

THIS QUOTE IS CONDITIONED ON BUYER'S ACCEPTANCE OF NORTH COAST ELECTRIC COMPANY'S STANDARD TERMS AND CONDITIONS APPLYING TO ALL SALES SET OUT IN FORM NC055 AVAILABLE AT

[HTTPS://WWW.NORTHCOASTELECTRIC.COM/TERMSANDCONDITIONS](https://www.northcoastelectric.com/termsandconditions) OR UPON REQUEST.

**From:**

113 NORTH COAST ELECTRIC  
 MAIN PHONE 425-259-7263  
 3900 SMITH AVENUE  
 EVERETT, WA 98201-4587  
 Printed By: Kristine Meusling

**Authorizing Name:** Kristine Meusling      **File Number:** 78231  
**ASI-001 EXITS**

These items are not ordered! To complete this order, sign below and provide a PO # for the order.

Signature: \_\_\_\_\_

Project: Sheriff West Precinct Tenant Improvements

**Quotation (Revision) - Quotation**

Change Type	Quantity	Description	Unit or Lot#	Unit Price	Ext Price	Change Amt
-------------	----------	-------------	--------------	------------	-----------	------------

<b>Total</b>	<b>510.50</b>
--------------	---------------

**From:**  
 113 NORTH COAST ELECTRIC  
 MAIN PHONE 425-259-7263  
 3900 SMITH AVENUE  
 EVERETT, WA 98201-4587  
 Printed By: Kristine Meusling

Authorizing Name: Kristine Meusling  
 File Number: 78231  
 ASI-001 EXITS

These items are not ordered! To complete this order, sign below and provide a PO # for the order.

Signature: \_\_\_\_\_

## Architect's Supplemental Instructions

**ASI 007**

---

PROJECT:	Snohomish Co Sheriff West Precinct	ISSUE DATE:	11.14.23
		CONTRACT FOR:	Snohomish Co Sheriff Office TI
OWNER:	Snohomish County Facilities and Fleet Management		
CONTRACTOR:	Western Ventures Construction 24306 58 <sup>th</sup> Pl West Mountlake Terrace WA 98043	ARCHITECT:	Rolluda Architects 105 South Main Street, Suite 323 Seattle, Washington 98104 PH: 206 624-4222 FAX: 206 624-4226
ATTN:	Jason Marion	ISSUED BY:	Rich Murakami

---

THIS IS NOT A DIRECTION TO PROCEED WITH THE WORK. IF MODIFICATIONS DESCRIBED BY THIS PROPOSAL REQUEST OR ANY PORTION THEREOF ARE INCORPORATED INTO A CHANGE ORDER, THESE WRITTEN CHANGES, BY THE OWNER, WILL THEN MODIFY THE CONTRACT DOCUMENTS. Please submit a detailed proposal for changes to the contract and/or Contract Time as described by the attached proposed modifications to the Contract Documents. Cost proposals for this work are required within 7 (seven) days, unless the Engineer is notified in advance of the revised submittal date.

---

**DESCRIPTION:**

**SECTION:**



ED2.01 DEMO – FIRST FLOOR PLAN, POWER & DATA: RFI 0026, ASI 001  
E2.01 FIRST FLOOR POWER PLAN: RFI 026, ASI 006, Field Changes  
E2.03 YARD POWER PLAN: COP 01 Emergency Generator  
E3.01 FIRST FLOOR LIGHTING PLAN: Field Changes, ASI 001, RFI 031  
E3.03 YARD LIGHTING PLAN: RFI 032  
E4.01 FIRST FLOOR DATA PLAN: RFI 026, Field Changes, ASI 005, ASI 007  
E4.03 YARD DATA PLAN: ASI 007  
E7.06 FIRST FLOOR LIGHTING DETAILS - CONTROLS LAYOUT: Field Changes, ASI 004

---

**ATTACHMENTS: ASI 007 DWGS**

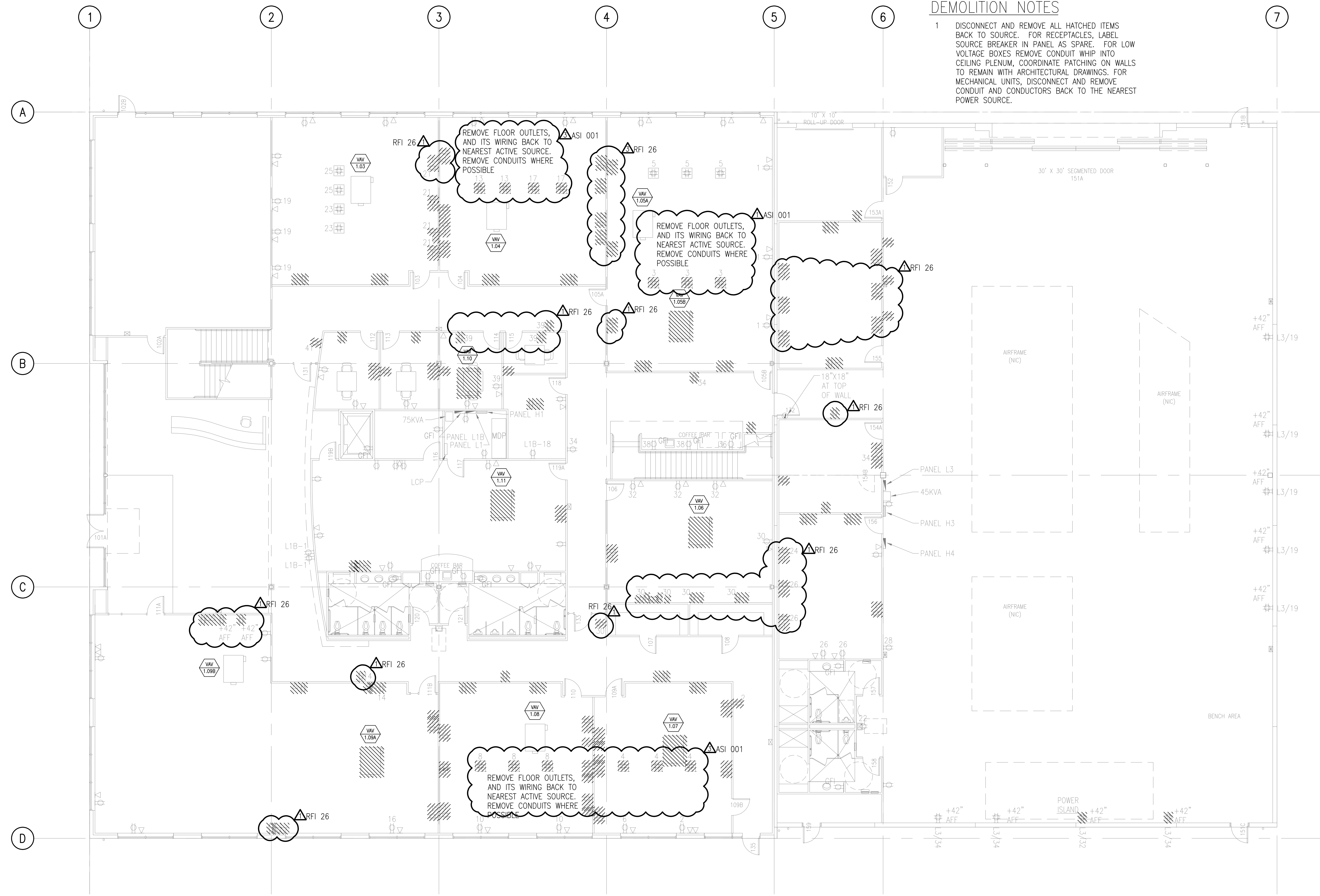
---

**ARCHITECT'S SUPPLEMENTAL INSTRUCTIONS DISTRIBUTION:**  
(For Rolluda Architects Use Only)

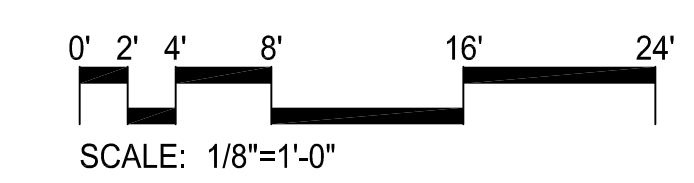


**DEMOLITION NOTES**

- DISCONNECT AND REMOVE ALL HATCHED ITEMS BACK TO SOURCE. FOR RECEPTACLES, LABEL SOURCE BREAKER IN PANEL AS SPARE. FOR LOW VOLTAGE BOXES REMOVE CONDUIT WHIP INTO CEILING PLENUM, COORDINATE PATCHING ON WALLS TO REMAIN WITH ARCHITECTURAL DRAWINGS. FOR MECHANICAL UNITS, DISCONNECT AND REMOVE CONDUIT AND CONDUCTORS BACK TO THE NEAREST POWER SOURCE.



**1 DEMO - FIRST FLOOR POWER AND DATA PLAN**  
SCALE: 1/8" = 1'-0"



**SHERIFF OFFICE TENANT IMPROVEMENTS - WEST PRECINCT**

9901 24th PLACE WEST  
EVERETT, WA 98204  
OWNER:  
**SNOHOMISH COUNTY**  
3000 ROCKEFELLER AVENUE  
EVERETT, WA 98201  
TEL:

REVISION	DATE
OWNER REVIEW SET	2022.09.09
PERMIT SUBMITTAL	2022.09.23
BID DOCUMENTS	2022.11.07
ADDENDUM #3	2023.04.20
RFI 026.0	2023.09.29
ASI-001	2023.10.24

Design: M. NAMAZI  
Drawn: C. ALLISON  
Checked: E. KRISPIN  
Project No. 221-016

**BID DOCUMENTS**

11/07/2022  
Drawing Title  
**DEMO - FIRST FLOOR POWER AND DATA PLAN**

Drawing Number  
**ED2.01**

**CONSTRUCTION NOTES**


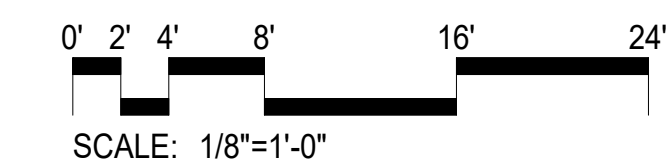
- 2 PROVIDE AND INSTALL DUPLEX OUTLET AT 18" AFF UNLESS OTHERWISE NOTED.
- 6 PROVIDE AND INSTALL RECEPTACLE AT 96" A.F.F FOR PROJECTOR SCREEN
- 7 PROVIDE AND INSTALL CEILING MOUNTED RECEPTACLE FOR POWER AND DATA
- 9 EXISTING OUTLET IS CONVERTED INTO AN CONTROLLED OUTLET. REPLACE THE EXISTING OUTLET COVER WITH ONE THAT INDICATES THAT IS A CONTROLLED OUTLET AND HAS SYMBOLGY THAT INDICATES THE TOP OUTLET IS CONTROLLED.
- 11 FOR CONTROLLED RECEPTACLE SCHEME, SEE LIGHTING SHEET E7.06 AND LIGHTING DETAIL 7.04.
- 12 PROVIDE AND INSTALL CONDUIT, CONDUCTORS, BOXES, SUPPORTS, FITTINGS, AND ALL ANCILLARY HARDWARE.
- 59 PROVIDE AND INSTALL NEMA 1, DISCONNECT SWITCH. FRAME AND TRIP SETTING AS NOTED.
- 63 PROVIDE AND INSTALL CIRCUIT FOR SIEMENS PANELS IN DATA ROOM. PANELS TO SHARE CIRCUIT. COORDINATE LOCATION OF CIRCUIT WITH SIEMENS PRIOR TO ROUGH IN.
- 69 PROVIDE AND INSTALL OVERFLOOR RACEWAY. REFER TO LEGEND FOR SPECIFICATION.

**GENERAL NOTES**

- 1. EXISTING HOMERUNS HAVE BEEN SHOWN ON DEMOLITION PLANS. AS-BUILT DRAWINGS WERE SUPPLIED TO THE ENGINEER AND THEY SHALL BE UTILIZED FOR REFERENCE ONLY. CONTRACTOR TO FIELD VERIFY EXACT LOCATION OF EACH HOMERUN BY TRACING EXISTING CIRCUITS BACK TO SOURCE PANEL.
- 2. SEE MECHANICAL SCHEDULE ON SHEET E7.03. FIELD COORDINATE WITH MECHANICAL CONTRACTOR PRIOR TO ROUGH IN.
- 3. NUMBER ADJACENT TO OUTLET DENOTES CIRCUIT NUMBER TO EXISTING PANEL L1, UNLESS OTHERWISE NOTED.

**LEGEND**

- [Symbol] SURFACE MOUNTED COMBINATION POWER/DATA OUTLET
- [Symbol] OVER FLOOR RACEWAY  
LEGRAND/WIREMOLD - OFR SERIES OR APPROVED EQUAL  
PARTS:  
IN-WALL ENTRANCE END FITTING - OFR10W  
OVERFLOOR RACEWAY BASE & COVER - OFRBC-8  
FOUR-GANG DEVICE BOX - OFR48-4
- [Symbol] WALL MOUNTED FOURPLEX OUTLET
- [Symbol] WALL MOUNTED DUPLEX OUTLET
- [Symbol] 30A/208V/1-PHASE OUTLET
- [Symbol] 30A/208V/3-PHASE OUTLET
- [Symbol] JUNCTION BOX
- [Symbol] DISCONNECT SWITCH - FRAME SIZE AND TRIP SETTING AS NOTE
- [Symbol] MOTOR RATED SWITCH
- [Symbol] MOTOR CONNECTION
- [Symbol] EQUIPMENT CONNECTION



**SHERIFF OFFICE TENANT IMPROVEMENTS - WEST PRECINCT**

9801 24th PLACE WEST  
EVERETT, WA 98204  
OWNER: SNOHOMISH COUNTY  
3000 ROCKEFELLER AVENUE  
EVERETT, WA 98201  
TEL:

REVISION	OWNER REVIEW SET	DATE
	PERMIT SUBMITTAL	2022.09.09
	BID DOCUMENTS	2022.09.23
	RFI 026.0	2022.11.07
	FIELD CHANGES	2023.09.29
	ASI-006	2023.09.29
		XXXX.XX.XX

Design: M. NAMAZI  
Drawn: C. ALLISON  
Checked: E. KRISPIN  
Project No. 211-016

Issuance

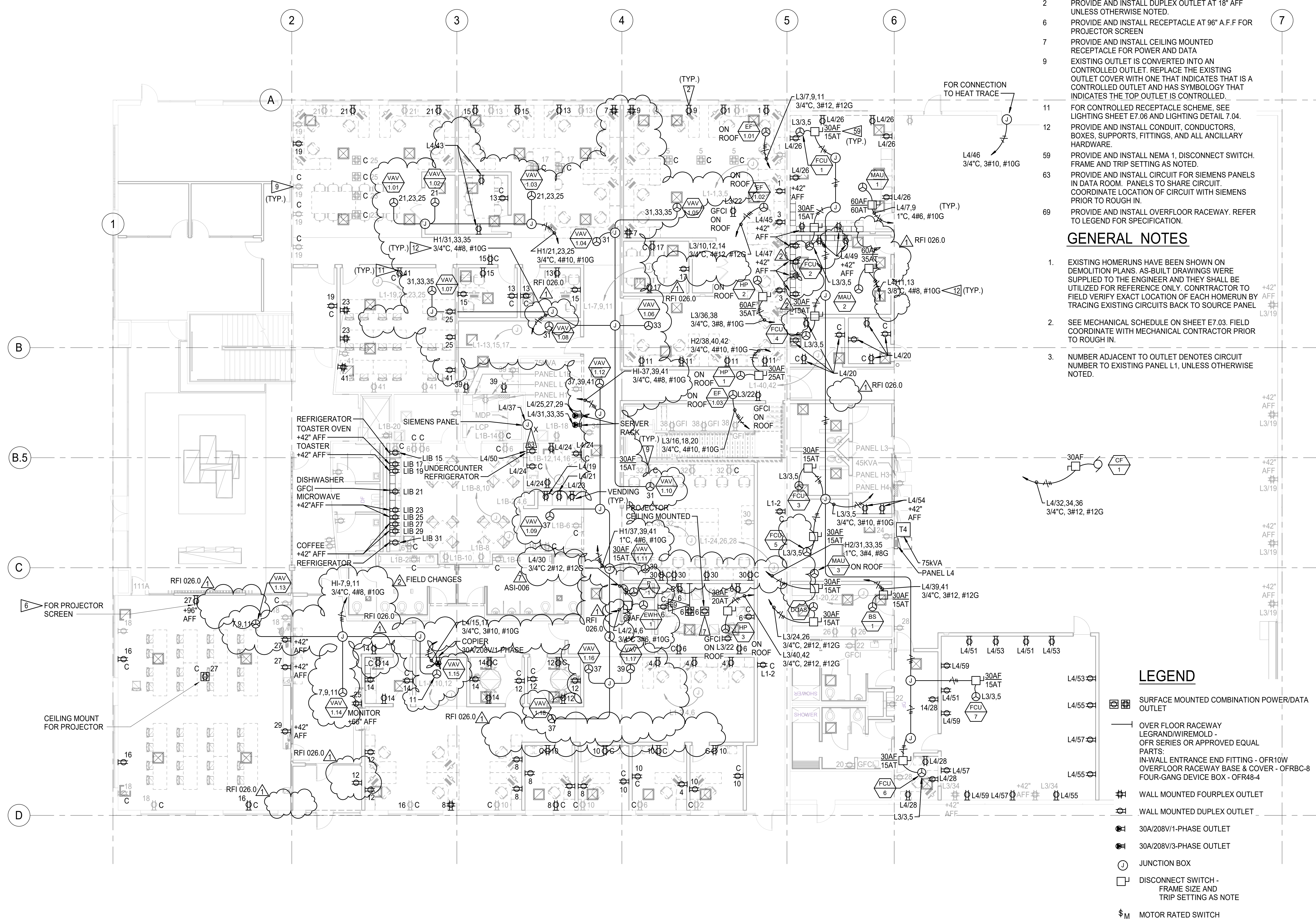
**BID DOCUMENTS**

11/07/2022

Drawing Title  
**FIRST FLOOR POWER PLAN**

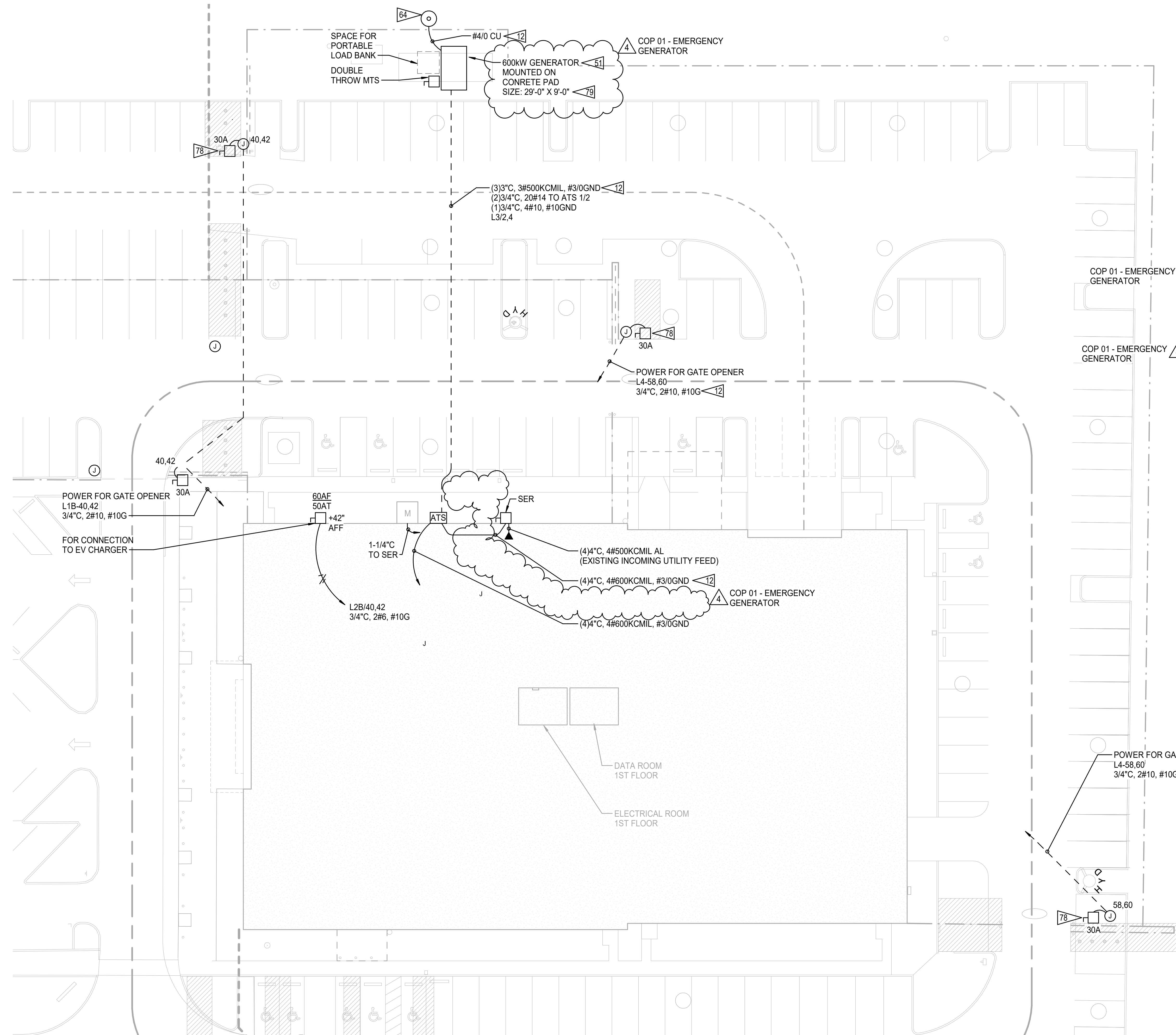
Drawing Number

**E2.01**



**1 FIRST FLOOR POWER PLAN**  
SCALE: 1/8" = 1'-0"





### CONSTRUCTION NOTES

- 12 PROVIDE AND INSTALL CONDUIT, CONDUCTORS, BOXES, SUPPORTS, FITTINGS, AND ALL ANCILLARY HARDWARE.
- 51 PROVIDE AND INSTALL 600 KW STANDBY GENERATOR. COORDINATE FINAL LOCATION WITH ARCHITECTURAL PLANS. CONTRACTOR TO PROVIDE PAD AND ANCHORING DESIGN TO THE COUNTRY, SUBMITTAL TO BE REVIEWED BY STRUCTURAL P.E.
- 64 PROVIDE AND INSTALL 10' CU GROUND ROD ADJACENT TO GENERATOR PAD. CONNECT GENERATOR, GENERATOR ENCLOSURE AND PAD REBAR TO GROUNDING ELECTRODE CONDUCTOR.
- 65 REMOVED. NOT USED.
- 78 PROVIDE AND INSTALL SAFETY DISCONNECT SWITCH. SIZE AS SHOWN. FIELD VERIFY EXACT LOCATION AND MOUNTING HEIGHT PRIOR TO ROUGH-IN.
- 79 CONCRETE PAD SIZE AS NOTED ON THE DRAWING AND CAPABLE OF SUPPORTING GENERATOR. SEE GENERATOR SUBMITTALS FOR WEIGHT REQUIREMENTS.

### GENERAL NOTES

- 1. ALL NEW CONDUCTORS TO BE COPPER UNLESS OTHERWISE NOTED.
- 2. CONTRACTOR TO INSPECT ALL POINTS OF TERMINATION AND THE NECESSARY MEASURES TO PREVENT GALVANIC CORROSION FROM DISSIMILAR METALS.



SHERIFF OFFICE TENANT  
IMPROVEMENTS - WEST PRECINCT

9901 24th PLACE WEST  
EVERETT, WA 98204  
OWNER  
SNOHOMISH COUNTY  
3000 ROCKEFELLER AVENUE  
EVERETT, WA 98201  
TEL:

REVISION	DATE
OWNER REVIEW SET	2022.09.09
PERMIT SUBMITTAL	2022.09.23
BID DOCUMENTS	2022.11.07
ADDENDUM #2	2023.03.24
ADDENDUM #3	2023.04.20
COP 01 - EMERGENCY GENERATOR	2023.14.08

Design: M. NMAZI  
Drawn: C. ALLISON  
Checked: E. KRISPIN  
Project No. 211-016

Issuance

BID DOCUMENTS

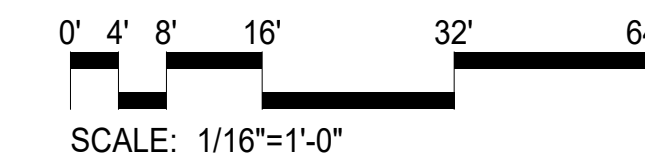
11/07/2022

Drawing Title  
YARD POWER PLAN

Drawing Number

E2.03

**1** YARD POWER PLAN  
SCALE: 1/16" = 1'-0"



# CONSTRUCTION NOTES

- 5 PROVIDE AND INSTALL LIGHT FIXTURE, SEE FIXTURE SCHEDULE FOR MOUNTING TYPE
- 42 LIGHTING INVERTER RESIDES ON 2ND FLOOR IN ROOM ADJACENT TO THE ELECTRICAL ROOM. INVERTER IS THE SOURCE OF POWER FOR ALLEMERGENCY LIGHTING. INVERTER IS BEING INSTALLED AS A PART OF THE PAINE FIELD T.I. COORDINATE EMERGENCY CIRCUITING WITH PAINE FIELD TENNANT IMPROVEMENT.
- 43 LUMINAIRES THAT ARE DISPLAYED AS SOLID BLACK ARE ON AN EMERGENCY POWER ORIGINATING AT THE INVERTER IN THE ELECTRICAL ROOM AND TIED THROUGH A UL 924 DEVICE ASSOCIATED WITH THIS ZONE.
- 68 COORDINATE EXIT LIGHT LOCATIONS WITH ARCHITECTURAL SHEETS G-201, ALL EXIT LIGHTS TO BE TIED THROUGH LIGHTING INVERTER OUTPUT.
- 74 COORDINATE INSTALLATION AND MOUNTING OF COVE LIGHTS IN, AND AROUND WOOD SLATS WITH ARCHITECTURAL DETAILS.
- 75 LT SHERRIFFS DEPT SIGN. SIGN TO BE TIED TO CANOPY POWER AND CONTROL CIRCUITS.
- 76 LINEAR FIXTURE MEANT TO SEAT BETWEEN WOOD SLAT CEILING. COORDINATE WITH ARCHITECTURAL PLANS TO IDENTIFY CEILING TYPE AND PATTERN. PATTERN SHOULD CONTINUE WITH AN EVEN SPACING FROM EXTERIOR VESTIBULE "SL4" TYPE, TO INTERIOR "L13" AND "L14" TYPES. WHERE WOOD SLATS BREAK ABOVE SHERRIFFS DEPT WINDOW, FIXTURE TO BE SURFACE MOUNTED AND CONTINUE THE PATTERN. PLACE BOTH EXTERIOR, AND EVERY THIRD LIGHT IN THIS LINEUP ON THE LIGHTING INVERTER FOR EMERGENCY POWER.
- 77 CANOPY LINEAR FIXTURES TO BE TIED INTO DUSK TO DAWN TIMING SCHEDULE TO MATCH POLES AND WALL PACKS.



## SHERIFF OFFICE TENENANT IMPROVEMENTS - WEST PRECINCT

9901 24th PLACE WEST  
EVERETT, WA 98204  
OWNER: SNOHOMISH COUNTY  
3000 ROCKEFELLER AVENUE  
EVERETT, WA 98201  
TEL:

REVISION	DATE
OWNER REVIEW SET	2022.09.09
PERMIT SUBMITTAL	2022.09.23
BID DOCUMENTS	2022.11.07
FIELD CHANGES	2023.09.29
ASI-007	XXXX.XX.XX
RFI 31	

Design: M. NAMAZI  
Drawn: C. ALLISON  
Checked: E. KRISPIN  
Project No. 211-016

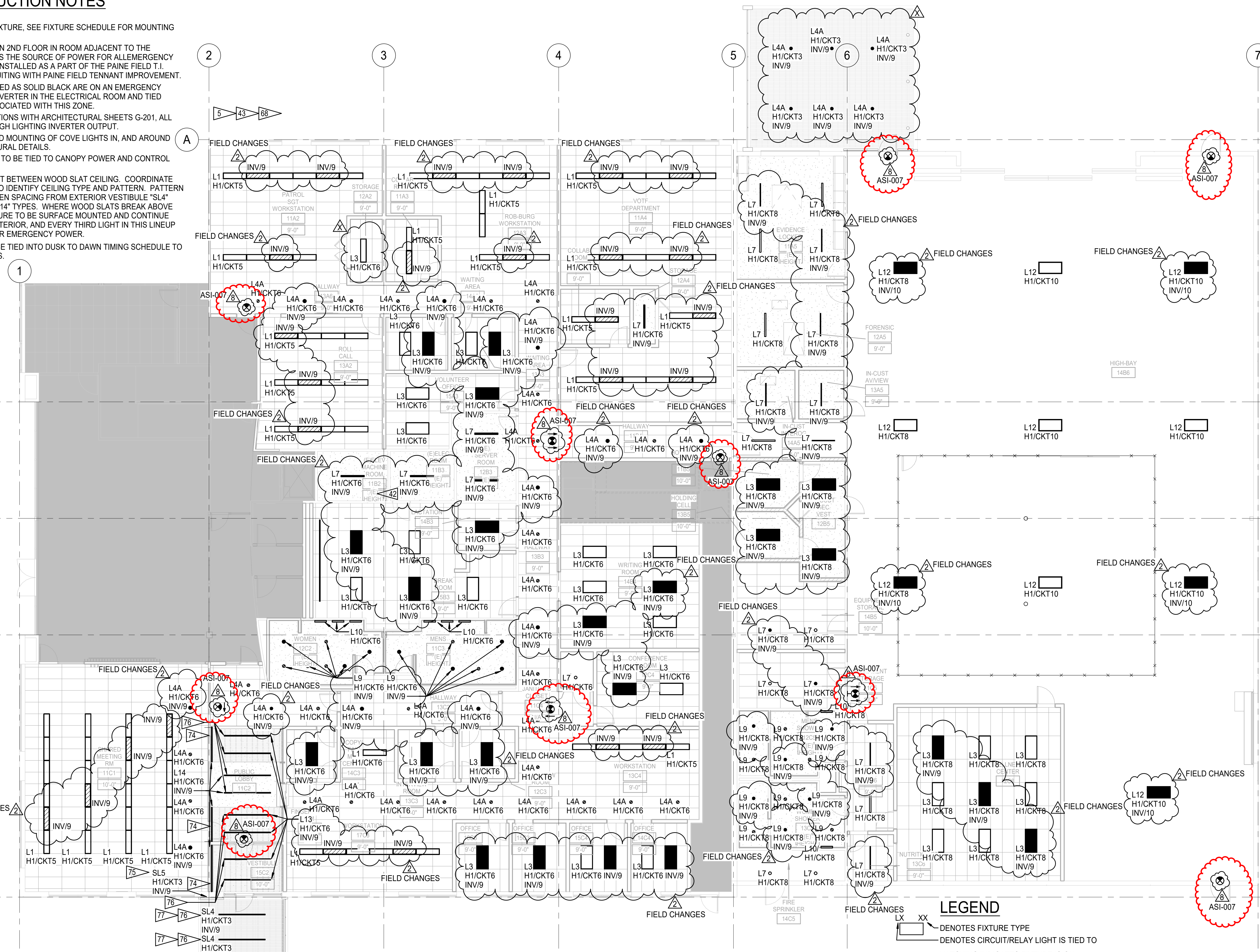
Issuance  
BID DOCUMENTS

11/07/2022

Drawing Title  
**FIRST FLOOR LIGHTING PLAN (RCP)**

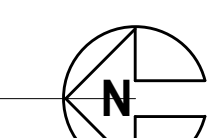
Drawing Number

E3.01

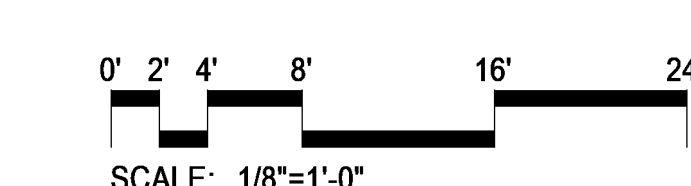


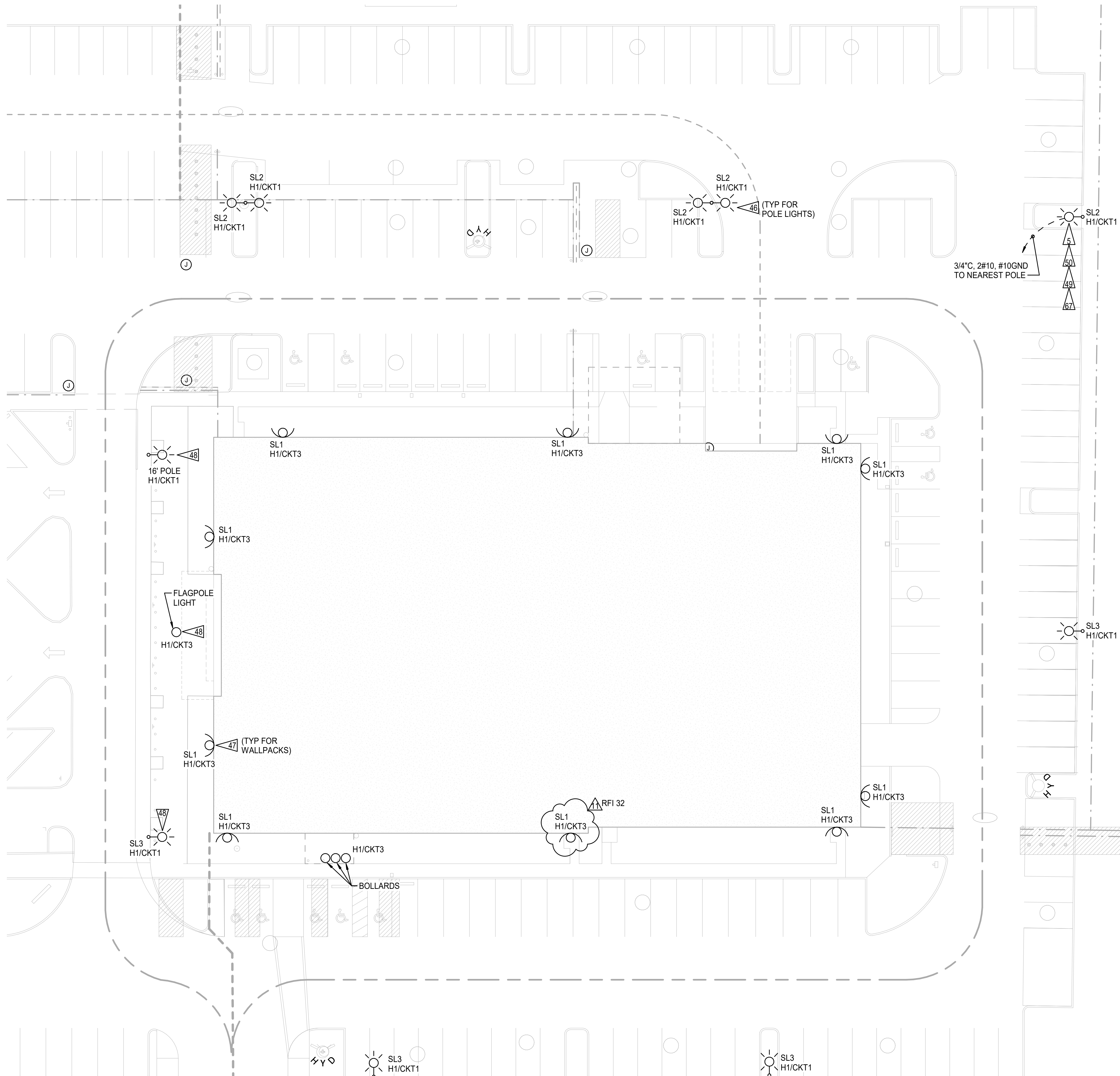
- ### REFERENCE
- E7.03 LIGHTING FIXTURE SCHEDULE
  - E7.04 LIGHTING DETAILS (WIRING DIAGRAM)
  - E7.05 LIGHTING NETWORK CONTROLLER WIRING DIAGRAM
  - E7.06 FIRST FLOOR LIGHTING PLAN (RCP)

**1 FIRST FLOOR LIGHTING PLAN (RCP)**  
SCALE: 1/8" = 1'-0"



- ### LEGEND
- DENOTES FIXTURE TYPE
  - DENOTES CIRCUIT/RELAY LIGHT IS TIED TO
  - HATCHING INDICATES FIXTURE IS ON EMERGENCY POWER, AND POWERED VIA 2ND FLOOR LIGHTING INVERTER
  - 2'x4' LED TROFFER
  - 1'x4' LED PENDANT
  - STRIP LIGHT
  - 2'x2' LED TROFFER
  -





**CONSTRUCTION NOTES**

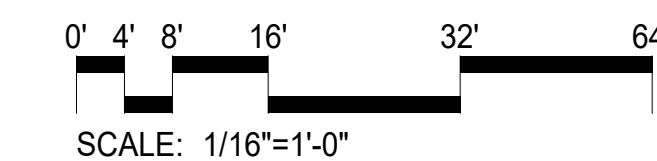
- 5 PROVIDE AND INSTALL LIGHT FIXTURE, SEE FIXTURE SCHEDULE FOR MOUNTING TYPE
- 46 PROVIDE AND INSTALL NEW POLE TOP LUMINAIRE AND NEW 24" WIDE SPOKE, MATCH FINISH TO EXISTING LUMINAIRES BEING REMOVED.
- 47 PROVIDE AND INSTALL NEW WALL PACK ON BUILDING EXTERIOR. MOUNT AT SAME HEIGHT AND GENERAL LOCATION OF REMOVED WALL PACKS ON EAST, WEST, AND SOUTH SIDE. ON NORTH SIDE MOUNT AT THE SAME HEIGHT CENTERED BETWEEN THE NEW CANOPY AND THE EAST AND WEST WALL RESPECTIVELY.
- 48 RE-CIRCUIT EXISTING POLE, AND FLAG LIGHTS.
- 49 PROVIDE AND INSTALL CONDUIT, CONDUCTORS, BOXES, FITTINGS, SUPPORTS, AND ALL ANCILLARY HARDWARE TO TIE NEW POLE LIGHT IN WITH EXISTING YARD POLES. CONTRACTOR TO PROVIDE PREFAB POLE BASE, MATCH EXISTING BASES IN YARD. POLE BASE TO BE REVIEWED BY STRUCTURAL P.E.
- 50 PROVIDE AND INSTALL NEW POLE. MATCH EXISTING STYLE HEIGHT AND FINISH WITH EXISTING POLES ON SITE.
- 67 CONTROL FOR ALL EXTERIOR LIGHTS TIED THROUGH CONTROL PANEL IN FIRST FLOOR ELECTRICAL ROOM. COORDINATE PROGRAMING OF TIME CLOCK FOR EXTERIOR LIGHTS WITH BUILDING REPRESENTATIVE.

**REFERENCE**


- E7.03 LIGHTING FIXTURE SCHEDULE
- E7.06 FIRST FLOOR LIGHTING PLAN (RCP)

**LEGEND**

- LIGHT POLE
- WALLPACK



**1 YARD LIGHTING**  
SCALE: 1/16" = 1'-0"



**SHERIFF OFFICE TENANT  
IMPROVEMENTS - WEST PRECINCT**

9901 24th PLACE WEST  
EVERETT, WA 98204  
OWNER:  
**SNOHOMISH COUNTY**  
3000 ROCKEFELLER AVENUE  
EVERETT, WA 98201  
TEL:

REVISION	DATE
OWNER REVIEW SET	2022.09.09
PERMIT SUBMITTAL	2022.09.23
BID DOCUMENTS	2022.11.07
RFI 32	2023.09.18

Design: M. NAMAZI  
Drawn: C. ALLISON  
Checked: E. KRISPIN  
Project No. 211-016

Issuance

**BID DOCUMENTS**

11/07/2022

Drawing Title  
**YARD LIGHTING  
PLAN**

Drawing Number

**E3.03**

**CONSTRUCTION NOTES**

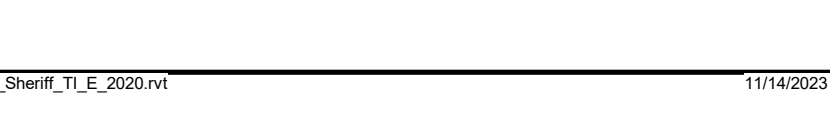

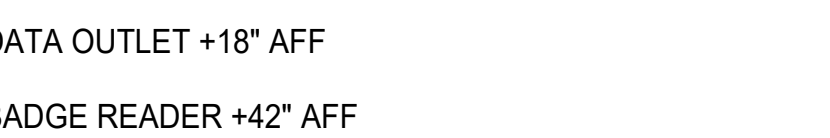

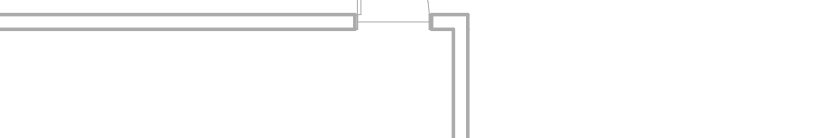
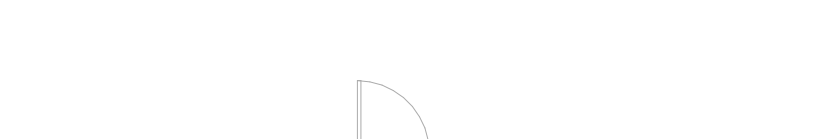

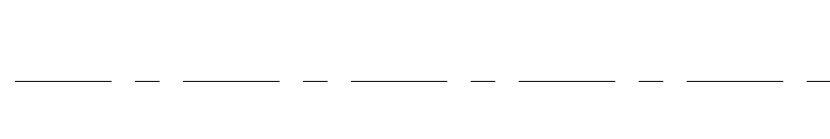

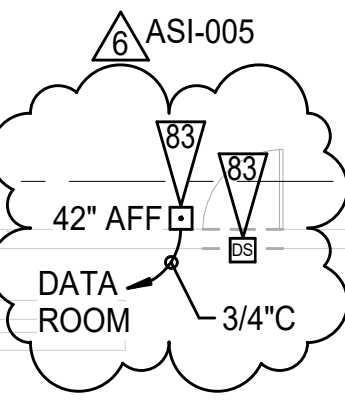
4 PROVIDE AND INSTALL DATA OUTLET AT 18" AFF WITH 1' CONDUIT WHIP TO CEILING INTERSTITIAL SPACE. PROVIDE CATEGORY 6 CABLE IN NUMBERS THAT MATCH CAT 6 KEYSTONES NOTED ON PLAN FROM KEYSTONE TO DATA ROOM. ROUTE CATEGORY CABLE IN CONDUIT TO CEILING. PROVIDE J-HOOKS IN CEILING WITH ROUTE TO DATA ROOM. CONTRACTOR MAKE RJ45 ENDS WHERE NEEDED OR TERMINATE INTO KEYSTONE JACKS ON FIELD END, AND PATCH INTO PUNCDOWN BOARD ON DATA ROOM END.

22 PROVIDE AND INSTALL NETWORKED CAMERA 12" BELOW FINISHED CEILING. COORDINATE TYPE, AND VIEWING ANGLE WITH SECURITY MANAGEMENT. CONTRACTOR TO PROVIDE CATEGORY CABLE AND MAKE RJ45 ENDS WHERE NEEDED. LEAVE CABLE COILED IN DATA ROOM FOR SHERIFFS DEPT REP TO TERMINATE INTO NETWORK SWITCH.

70 CONTRACTOR TO VERIFY EXISTING WALL BOXES HAVE PATH UP TO CEILING INTERSTITIAL SPACE. IF NONE EXISTS, REFER TO NOTE P4.

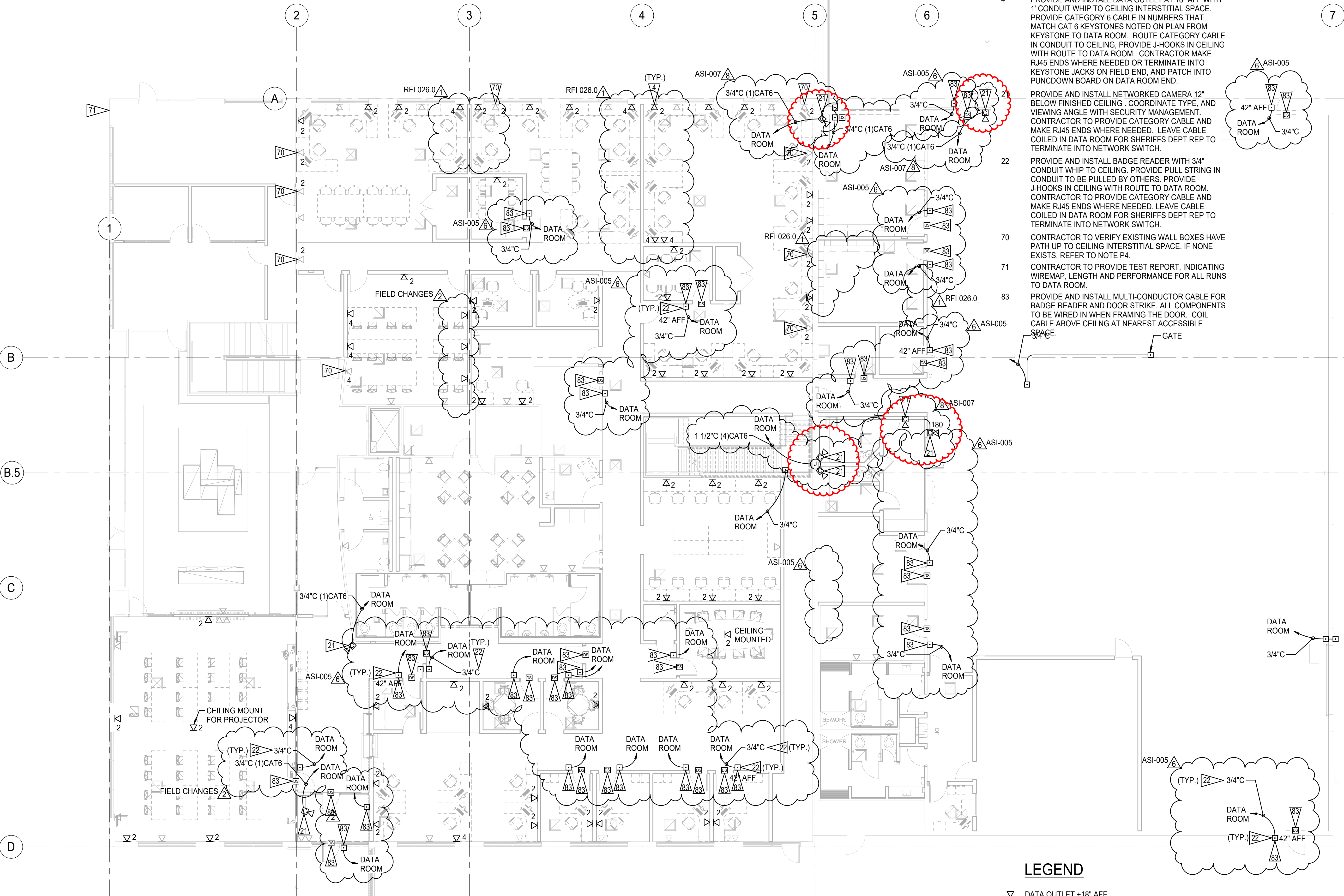
71 CONTRACTOR TO PROVIDE TEST REPORT, INDICATING WIREMAP, LENGTH AND PERFORMANCE FOR ALL RUNS TO DATA ROOM.

83 PROVIDE AND INSTALL MULTI-CONDUCTOR CABLE FOR BADGE READER AND DOOR STRIKE. ALL COMPONENTS TO BE WIRED IN WHEN FRAMING THE DOOR. COIL CABLE ABOVE CEILING AT NEAREST ACCESSIBLE SPACE.


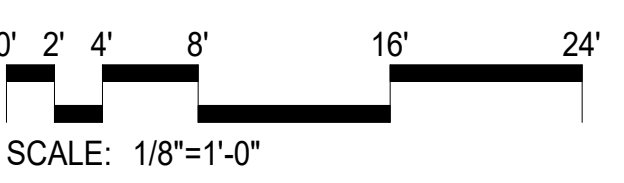


**LEGEND**

- ▽ DATA OUTLET +18" AFF
- BADGE READER +42" AFF
- ⊠ SECURITY CAMERA
- ⊞ DOOR STRIKE



**1 FIRST FLOOR DATA PLAN**  
SCALE: 1/8" = 1'-0"



**SHERIFF OFFICE TENENAT IMPROVEMENTS - WEST PRECINCT**

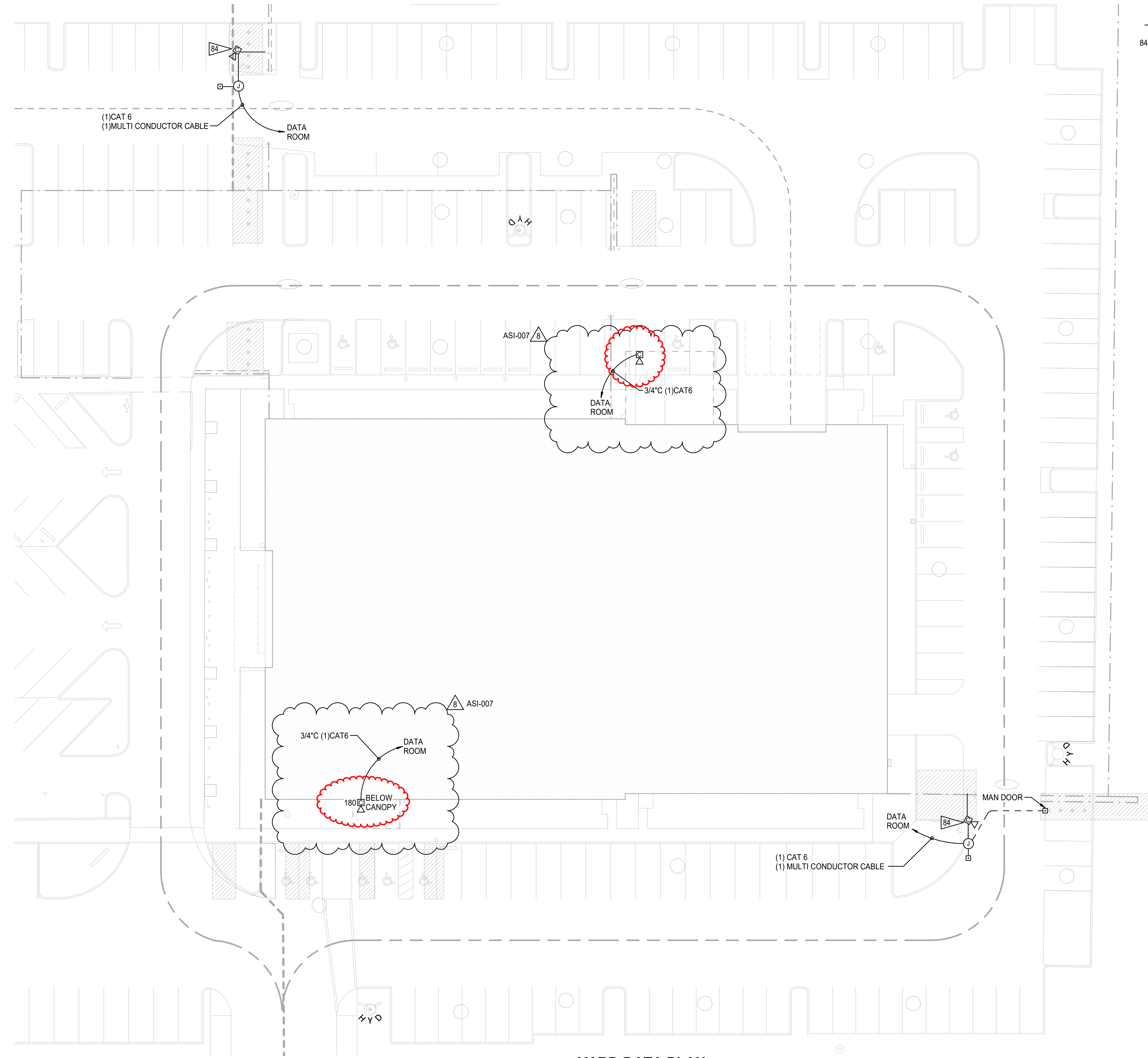
9901 24th PLACE WEST  
EVERETT, WA 98204  
OWNER: SNOHOMISH COUNTY  
3000 ROCKEFELLER AVENUE  
EVERETT, WA 98201  
TEL:

REVISION	DATE
OWNER REVIEW SET	2022.09.09
PERMIT SUBMITTAL	2022.09.23
BID DOCUMENTS	2022.11.07
CAD ACCESS REVISION	2023.08.28
RFI 026.0	2023.09.29
FIELD CHANGES	2023.09.29
ASI-005	2023.08.28
ASI-007	XXXX.XX.XX

Design: M. NAMAZI  
Drawn: C. ALLISON  
Checked: E. KRISPIN  
Project No. 211-016


Issuance  
**BID DOCUMENTS**  
11/07/2022  
Drawing Title  
**FIRST FLOOR DATA PLAN**

Drawing Number  
**E4.01**



**CONSTRUCTION NOTES**

84 PROVIDE AND INSTALL NETWORKED CAMERA ON POST WITH BADGE READER, AND INTERCOM. SEE GATE OPERATOR DETAIL FOR FURTHER INFORMATION.



**SHERIFF OFFICE TENENAT IMPROVEMENTS - WEST PRECINCT**

9901 24th PLACE WEST  
EVERETT, WA 98204  
OWNER: SNOHOMISH COUNTY  
3000 ROCKEFELLER AVENUE  
EVERETT, WA 98201  
TEL:

REVISION	DATE
OWNER REVIEW SET	2022.09.09
PERMIT SUBMITTAL	2022.09.23
BID DOCUMENTS	2022.11.07
ADDENDUM #2	2023.03.24
8 ASI-007	

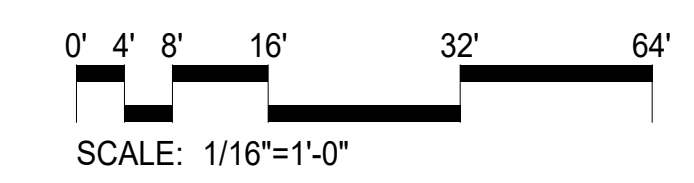
Design: M. NAMAZI  
Drawn: C. ALLISON  
Checked: E. KRISPIN  
Project No. 211-016

**BID DOCUMENTS**

11/07/2022  
Drawing Title  
**YARD DATA PLAN**

Drawing Number  
**E4.03**

**1 YARD DATA PLAN**  
SCALE: 1/16" = 1'-0"



**GENERAL NOTES**

1. DEVICE PLACEMENT MUST BE FIELD VERIFIED FOR COMPLIANCE WITH ALL PRODUCT GUIDELINES LOCATED IN THE INSTALLATION INSTRUCTIONS.
2. REVIEW DATA SHEETS AND INSTALLATION INSTRUCTIONS FOR PRODUCT SPECIFICS AND LIMITATIONS.
3. SENSORS SHALL BE MOUNTED NO CLOSER THAN 6' TO AN AIR SUPPLY OR RETURN DIFFUSER.

**REFERENCE DRAWINGS**

E7.04 LIGHTING DETAILS (WIRING DIAGRAMS)

**CONSTRUCTION NOTES**

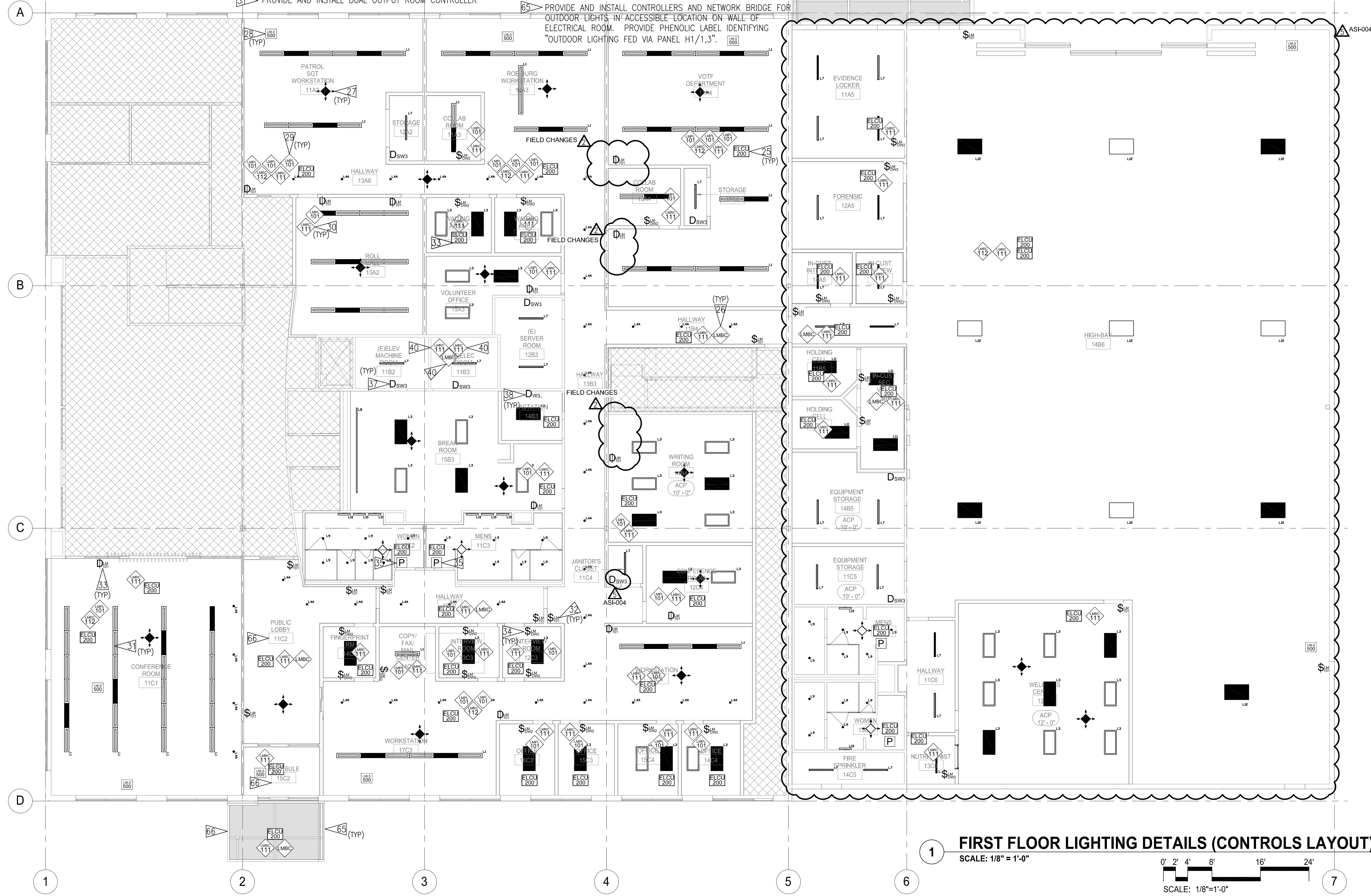
- 25 PROVIDE AND INSTALL UL-924 RELAY FOR ALL SPACES WITH EMERGENCY LIGHTS. FOR ROOMS WITH DAYLIGHTING CONTROL, 1-EA. FOR EACH DAYLIGHT ZONE
- 26 PROVIDE AND INSTALL DIGITAL LIGHT MANAGEMENT SYSTEM (DLM) NETWORK BRIDGE
- 27 PROVIDE AND INSTALL OCCUPANCY SENSOR
- 28 PROVIDE AND INSTALL DAYLIGHT SENSOR WITH A VIEW TOWARDS DAYLIGHT PENETRATING THE AREA
- 29 PROVIDE AND INSTALL PLUG LOAD CONTROLLER. PROVIDE ONE CONTROLLER PER 4 CONTROLLED RECEPTACLES. SEE POWER PLANS FOR RECEPTACLES MARKED WITH A "c" TO INDICATE WHICH RECEPTACLES ARE CONTROLLED.
- 30 PROVIDE AND INSTALL SINGLE LOAD ROOM CONTROLLER
- 31 PROVIDE AND INSTALL DUAL OUTPUT ROOM CONTROLLER
- 32 PROVIDE AND INSTALL SINGLE BUTTON SWITCH
- 33 PROVIDE AND INSTALL DIMMING SWITCH
- 34 PROVIDE AND INSTALL DUAL SENSING OCCUPANCY SENSOR WALL SWITCH.
- 35 PROVIDE AND INSTALL POWER PACK
- 37 PROVIDE AND INSTALL LINE VOLTAGE WALL SWITCH
- 38 PROVIDE AND INSTALL LINE VOLTAGE WALL SWITCH WITH OCCUPANCY SENSING AND DIMMING CONTROL
- 40 PROVIDE AND INSTALL OVERALL BLDG NETWORK CONTROLLER LMJA-8125 IN ACCESSIBLE LOCATION ON WALL OF ELECTRICAL ROOM. NOTE: LMJA-8125 IS THE CENTRAL BRAIN FOR THE ENTIRE BUILDING LIGHTING NETWORK. COORDINATE PROGRAMING WITH SHERIFFS DEPT REP AND PAINE FIELD T.I. PROJECT.
- 65 PROVIDE AND INSTALL CONTROLLERS AND NETWORK BRIDGE FOR OUTDOOR LIGHTS IN ACCESSIBLE LOCATION ON WALL OF ELECTRICAL ROOM. PROVIDE PHENOLIC LABEL IDENTIFYING "OUTDOOR LIGHTING FED VIA PANEL H1/1,3".

65 ALL CANOPY AND ENTRY VESTIBULE LIGHTS TIED THROUGH LIGHTING INVERTER IN 2ND FLOOR STORAGE ROOM ADJACENT TO ELECTRICAL ROOM


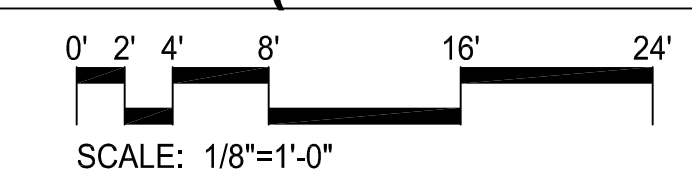
66 SEE E3.01 FOR LIGHTS IN THIS AREA

**LEGEND**

- P BZ-150 - POWER PACK
- ELCU 200 ELCU-200 - UL-924 RELAY
- LMBC 300 LMBC-300 - NETWORK BRIDGE
- LMDC 100 LMDC-100 - OCC SENSOR DUAL INFRARED/ULTRASONIC (NETWORK)
- DT 300 DT-300 - OCC SENSOR DUAL INFRARED/ULTRASONIC (24V)
- LMLS 500 LMLS-500 - DAYLIGHT SENSOR
- LMPL 101 LMPL-101 - PLUG LOAD CONTROLLER (4-MAX PER BUS)
- LMRC 111 LMRC-111 - ROOM CONTROLLER SINGLE LOAD
- LMRC 112 LMRC-112 - ROOM CONTROLLER DUAL LOAD
- LMDM 101 LMDM-101 - 0-10VDC DIMMING SWITCH
- LMDW 102 LMDW-102 - OCC SENSOR WALL SWITCH DUAL INRARED/ULTRASONIC
- DSW 301 DSW-301 - LINE VOLTAGE WALL SWITCH
- DSW 311 DSW-311 - LINE VOLTAGE WALL SWITCH OCC SENSOR + DIMMING
- LMSW 101 LMSW-101 - WALL SWITCH, SINGLE BUTTON
- FIXTURES SHOWN WITH SOLID FILL ARE TIED THROUGH THE LIGHTING INVERTER



**1 FIRST FLOOR LIGHTING DETAILS (CONTROLS LAYOUT)**  
SCALE: 1/8" = 1'-0"



**SHERIFF OFFICE TENANT IMPROVEMENTS - WEST PRECINCT**

9901 24th PLACE WEST  
EVERETT, WA 98204  
OWNER:  
SNOHOMISH COUNTY  
3000 ROCKEFELLER AVENUE  
EVERETT, WA 98201  
TEL:

REVISION	DATE
OWNER REVIEW SET	2022.09.09
PERMIT SUBMITTAL	2022.09.23
BID DOCUMENTS	2022.11.07
ADDENDUM #3	2023.04.20
FIELD CHANGES	2023.09.29
ASI-004	2023.10.24

Design: M. NAMAZI  
Drawn: C. ALLISON  
Checked: E. KRISPIN  
Project No. 221-016

**BID DOCUMENTS**

11/07/2022  
Drawing Title  
**FIRST FLOOR LIGHTING DETAILS (CONTROLS LAYOUT)**

Drawing Number

**E7.06**

**Western Ventures Construction Inc.**  
**COP General Contractor Breakdown Summary**

WVCI COR #: 041  
 Date : 12/15/23  
 REF DOC: ASI-004/  
 ASI-007

Snohomish County  
 Snoco Bomarc Bldg. (Sheriff & Airport TI)  
 Attn: Jeff Hencz/ Lance Meinhold

Description of COR / COP-	Revised lighting controls per ASI-004/ ASI-007. (Sheriff)
---------------------------	---

1. Direct Labor Costs	Hours	Rate	Extension
		\$104.76	\$0.00
Direct Labor Costs			\$0.00
			1. Labor Costs
			\$0.00

2. Material Costs	Units	Unit Price	Extension
			\$0.00
2. Material Costs			\$0.00

3. Equipment Costs	UNITS	UNIT PRICE	EXTENSION
			\$0.00
3. Equipment Costs			\$0.00

Subtotal 1, 2 & 3 **\$0.00**

4. Subcontractors			
Pacific Coast Electrical Contractors			\$28,650.00
4. Subcontractors			\$28,650.00

Subtotal 1, 2, 3 & 4 **\$28,650.00**

5. O&P @ 15%			
			\$4,297.50
5. O&P			\$4,297.50

Subtotal 1, 2, 3, 4 & 5 **\$32,947.50**

6. Insurance @ .9%			
			\$296.53
6. Insurance			\$296.53

**TOTAL COST \$33,244.03**

**TIME EXTENSION REQUESTED - CD's: 0**

ARCHITECTS ACCEPTANCE SIGNATURE \_\_\_\_\_

Date \_\_\_\_\_

OWNER ACCEPTANCE SIGNATURE \_\_\_\_\_

Date \_\_\_\_\_



PACIFIC COAST  
ELECTRICAL CONTRACTORS, INC.  
16620 North Road \* Bothell, Washington 98012-5908  
TEL (425) 741-2700 \* FAX (425) 741-2600

December 13, 2023

Western Ventures Construction, Inc.  
P.O. Box 298  
Mountlake Terrace, WA 98043

Attn.: Jason Marion

RE: Sheriff W. Precinct & Paine Field  
Sheriff W. Precinct & Paine Field  
COP# CCD# RFI# PCEC RFI#  
PCEC COR# 012.0

Dear Jason

Pacific Coast Electrical Contractors, Inc. is pleased to quote a lump sum additive change order price for the above referenced work as described on our attached worksheets in the amount of \$28,650.00

*We will not proceed with this change to our work until directed by Western Ventures Construction, Inc.*

*If this change results in light fixtures or equipment revisions will not be released for production or canceled as appropriate until receipt of written notice to proceed with this work. Our schedule may be impacted due to this revision. We will advise shipping schedules after direction has been provided to us.*

*Our proposal is based upon completing all work during normal working hours. All general clarifications and exclusions on our bid day proposal apply to this proposal. Proposal is valid for 30 days unless required otherwise within the contract documents.*

*We will require an additional 5 days added to our schedule after receipt of written approval and required material products for this change to our scope of work.*

*The pricing of this change order is based solely on direct cost elements such as labor, material, and normal markups, and does not include any amount for changes in the sequence of work, delays, disruption, rescheduling, extended overhead, acceleration, and/or impact cost, which it is not possible to assess at the present time. Right is expressly reserved to make claim for any and all of these related items of compensable cost overruns prior to final settlement of this contract.*

I hope our pricing meets your expectations for the required change to our work. Please feel free to call should you have any questions regarding this change proposal.

Sincerely,

Joe Rodriguez  
Sr. Project Manager  
Enclosures: ( 5 ) worksheets



PCEC

Pacific Coast Electrical Contractors, Inc. Sub Contractor Breakdown Summary

Project Name: Sheriff W. Precinct & Paine Field
PCEC Job No.: 23037
Work Description: Sheriff TI - ASI 004 Add lighting controls not shown on E3.01.

COP#
PCEC COR# 012.0
Date: 12/13/2023
CCD#
RFI#
PCEC RFI#
Hrs. Normal Time
Hrs. OT 1-1/2 Time
Hrs. OT 2 Time
Hrs. 2nd Shift Time
Hrs. 3rd Shift Time

1. CRAFT LABOR COSTS (includes payroll taxes & burden)

Table with 2 columns: Description (a-e craft labor costs, supervision, safety, travel) and Amount (\$). Total: 12,265.48

1. CRAFT LABOR COSTS \$ 12,265.48

2. MATERIAL COSTS

Table with 2 columns: Description (a-c material, freight) and Amount (\$). Total: 10,101.31

Table with 2 columns: Description (d-f permits, dumpster, coordination drawings) and Amount (\$). Total: 12,401.25

2. MATERIAL COSTS \$ 12,401.25

3. EQUIPMENT COSTS

Table with 2 columns: Description (a-b owned/rental equipment) and Amount (\$). Total: 0

3. EQUIPMENT COSTS \$ -

4. SMALL TOOLS

Table with 2 columns: Description (a. small tools) and Amount (0% of direct labor). Total: 0

4. SMALL TOOLS \$ -

5. OVERHEAD AND PROFIT

Table with 2 columns: Description (a-b overhead & profit percentages) and Amount (\$). Total: 3,700.01

5. OVERHEAD & PROFIT \$ 3,700.01

6. SUBCONTRACTORS

Table with 2 columns: Description (a-d subcontractors) and Amount (\$). Total: 0

6. SUBCONTRACTORS \$ -

7. O & P ON SUBCONTRACTORS

Table with 2 columns: Description (a. 0% overhead & profit of 6) and Amount (\$). Total: 0

7. O & P ON SUBS \$ -

8. INSURANCE / TAXES

Table with 3 columns: Description (a-d insurance/taxes), Rate, and Amount (\$). Total: 283.67

8. INSURANCE \$ 283.67

9. O & P ON INSURANCE / TAXES

Table with 2 columns: Description (a. 0% portion of 8) and Amount (\$). Total: 0

9. O&P ON INS / TAX \$ -

TOTAL COST 1 THRU 8 \$ 28,650.00

Job Name: Sheriff West Precinct Airport and Paine Field

Job Number: 1681

Extension Name: Change Orders

Material Filter: <None>

Report: COR 2/1

[Items and ByProducts]

Item #	Item Name	Quantity	Price	U	Ext Price	Labor	U	Labor Ext
Label Set: Combined, Combined, Combined, Combined, Combined					\$2,299.94			125.86
68	12 THHN CU STRANDED	60.00	\$201.19	M	\$12.07	6.00	M	0.36
380	3/16" x 6.2"L CABLE TIE	246.00	\$16.93	C	\$41.65	4.00	C	9.84
1,047	3/4 EMT	370.00	\$145.96	C	\$540.04	5.00	C	18.50
1,059	3/4 EMT 90 ELBOW	14.00	\$1,229.60	C	\$172.14	0.22	E	3.08
1,188	3/4 EMT CONN S/C	16.00	\$1,057.22	C	\$169.15	0.30	E	4.80
1,217	3/4" PUSH-ON BUSHING	14.00	\$10.04	C	\$1.41	0.12	E	1.68
1,331	3/4 EMT COUPL S/C	41.60	\$1,240.65	C	\$516.11	0.14	E	5.82
1,470	3/4 EMT 1 HOLE STP/STL	74.20	\$51.47	C	\$38.19	4.00	C	2.97
4,006	8 X 1/2 WAFER HD TAP SCR	12.00	\$184.69	M	\$2.22	5.00	C	0.60
4,147	10 X 1-1/2 COMB PAN HD TAP SCR	74.20	\$16.58	C	\$12.30	6.00	C	4.45
4,312	#10 / 3/16 FLAT CUT WASHER-ZINC	74.20	\$3.44	C	\$2.55	0.70	C	0.52
4,647	BOX SUPPORTS-CLIP ON	15.00	\$348.38	C	\$52.26	6.00	C	0.90
7,198	IDEAL 73B ORANGE WIRE NUT	81.00	\$15.88	C	\$12.86	0.00	X	0.00
7,200	IDEAL 451 YELLOW WIRE NUT	15.00	\$242.83	M	\$3.64	0.05	E	0.75
7,201	IDEAL 452 RED WIRE NUT	2.00	\$313.76	M	\$0.63	0.06	E	0.12
13,988	UL924 RELAY #GTD20A	14.00	\$0.00	Q	\$0.00	1.00	E	14.00
16,771	SP DIMMER SW - QUOTE	1.00	\$0.00	Q	\$0.00	0.40	E	0.40
16,832	WALL SW/OCC DUAL RELAY SENSOR	5.00	\$0.00	Q	\$0.00	0.75	E	3.75
16,838	CEIL LV OCC SENSOR	4.00	\$0.00	Q	\$0.00	0.60	E	2.40
16,842	OCC SENSOR POWER PACK	2.00	\$27.00	E	\$54.00	0.50	E	1.00
16,843	DAYLIGHT DIMMER CONTROLLER	12.00	\$0.00	Q	\$0.00	1.50	E	18.00
16,854	PE LIGHT CNTRL SENSOR	2.00	\$0.00	Q	\$0.00	0.60	E	1.20
16,855	LV DIMMER	3.00	\$0.00	Q	\$0.00	0.60	E	1.80
16,870	LV SWITCH	6.00	\$0.00	Q	\$0.00	0.60	E	3.60
16,888	CAT5E PLENUM CABLE	1,230.00	\$321.60	M	\$395.57	14.00	M	17.22
17,116	1G SS GFIC RECP PLATE	15.00	\$529.60	C	\$79.44	10.00	C	1.50
17,576	4/S BOX 1-1/2"D COMBO	6.00	\$545.25	C	\$32.71	30.00	C	1.80
17,578	4/S BOX 2-1/8"D, 1/2&3/4"KO	9.00	\$851.01	C	\$76.59	30.00	C	2.70
17,585	4/S SG MUD RING 5/8"DP	15.00	\$368.45	C	\$55.27	8.00	C	1.20
18,881	GRD PIGTAIL #12 X 6"	8.00	\$277.13	C	\$22.17	0.06	E	0.48
18,890	GRD PIGTAIL #12 x 10-1/2"	7.00	\$99.56	C	\$6.97	0.06	E	0.42
					\$2,299.94			125.86

**Expiration Date: 01/10/24**

**Quotation**

**TO:**  
PACIFIC COAST ELECTRICAL CO-BOTHELL  
16620 NORTH ROAD  
BOTHELL, WA 98012-5908

**Project Info:**  
Project: SHERIFF OFFICE WORK SHEET  
Job #: 81208  
Bid Date: 12/11/23  
Bid Time: 02:00 PM PST  
Quoter: Kristine Meusling

Type	Quantity	Vendor	Description	Unit or Lot#	Unit Price	Ext Price
------	----------	--------	-------------	--------------	------------	-----------

**ASI-004**

	2	WATTSTOP	BZ-150 Power Pack, 120-277V, 50/60Hz, 24VDC, 225mA, w/Auto-On/Man	ASI-004	10,101.311	10,101.31
	3	WATTSTOP	DSW-301-[STD.FINISH] Dual Tech Wall Switch Occupancy Sensor, 120/277V, Color TBD	ASI-004		
	2	WATTSTOP	DT-300 Dual Tech Occupancy Sensor 24VDC, center mount 360	ASI-004		
	14	WATTSTOP	ELCU-200 Emergency Lighting Control Unit for KO mounting	ASI-004		

**From:**

110 NORTH COAST ELECTRIC  
MAIN PHONE 206-436-4444  
2450 8th AVE S  
SEATTLE, WA 98134-2005  
Printed By: Kristine Meusling

**Notes**

Project: SHERIFF OFFICE WORK SHEET	Expiration <b>01/10/24</b>
------------------------------------	----------------------------

## Quotation

Type	Quantity	Vendor	Description	LOT #	Unit Price	Ext Price
	2	WATTSTOP	LMBC-300 V.2 Network bridge module DLM	ASI-004		
	2	WATTSTOP	LMDC-100 DLM Dual Tech Ceiling Mount Sensor V4, White	ASI-004		
	5	WATTSTOP	LMDW-102-[STD.FINISH] Digital Dual Tech 2 Button Wall Mount Sensor w/PIR Color TBD	ASI-004		
	2	WATTSTOP	LMLS-500 Open Loop Multiple Zone DLM photosensor	ASI-004		
	11	WATTSTOP	LMRC-111 DLM Room Controller, 1 Relay, KO, 0-10v, 10A	ASI-004		
	1	WATTSTOP	LMRC-112 DLM Room Controller, 2 Relay, KO, 0-10v, 10A	ASI-004		
	5	WATTSTOP	LMSW-101-[STD.FINISH] Digital Switch, 1-buttonw/ infrared, Color TBD	ASI-004		
	1	WATTSTOP	LMDM-101-[STD.FINISH] Digital Dimming Wall Switch, 1 paddle, w/ I.R., Color TBD	ASI-004		
	1	WATTSTOP	WSL-STP-F One (8) Hour Site Visit - Wattstopper Startup and Programming	ASI-004		
	1	WATTSTOP	WSL-DWG Project Documentation Deliverables are provided for Shop Drawings Reviews, (1) Record Drawing produced upon Shop Drawing Approval, (1) As-Built at the end of the project	ASI-004		
<b>LINE NOTE:</b>	1	WATTSTOP	areas added with ASI 004, and the additional switch added in field changes	Unit	0.000/EA	0.00

**Subtotal of ASI-004                      10,101.31**

Project: SHERIFF OFFICE WORK SHEET  
**Expiration 01/10/24**

**Quotation**

Type	Quantity	Vendor	Description	LOT #	Unit Price	Ext Price
------	----------	--------	-------------	-------	------------	-----------

Quotations are Net without written consent of North Coast Electric Company. Quotations are valid for the day of quote unless modified by authorized representative of Seller below. The price offered in this bid reflects Seller being awarded an order for the complete bid package. Purchaser's failure to award a complete order may result in the Seller withdrawing this bid or adjusting the price and other terms. North Coast Electric Company reserves the right to consolidate shipments to best comply with Manufacturer's prepaid terms. Any requirement to "Split Ship" may result in additional freight charges at Purchaser's expense.

FOB: FOB SHIP POINT

Freight: No Freight allowed unless noted otherwise

Deliveries may include Fuel Surcharge

Some Items may include sales tax. Some product may require a full, or partial payment upon order entry or release.

THIS QUOTE IS CONDITIONED ON BUYER'S ACCEPTANCE OF NORTH COAST ELECTRIC COMPANY'S STANDARD TERMS AND CONDITIONS APPLYING TO ALL SALES SET OUT IN FORM NC055 AVAILABLE AT

[HTTPS://WWW.NORTHCOASTELECTRIC.COM/TERMSANDCONDITIONS](https://www.northcoastelectric.com/termsandconditions) OR UPON REQUEST.

**From:**

110 NORTH COAST ELECTRIC  
 MAIN PHONE 206-436-4444  
 2450 8th AVE S  
 SEATTLE, WA 98134-2005  
 Printed By: Kristine Meusling

**Total**  
Including Listed Alternates

**10,101.31**

Notes

**Architect's Supplemental Instructions**

**ASI 004**

---

<b>PROJECT:</b>	Snohomish Co Sheriff West Precinct	<b>ISSUE DATE:</b>	10.24.23
		<b>CONTRACT FOR:</b>	Snohomish Co Sheriff Office TI
<b>OWNER:</b>	Snohomish County Facilities and Fleet Management		
<b>CONTRACTOR:</b>	Western Ventures Construction 24306 58 <sup>th</sup> Pl West Mountlake Terrace WA 98043	<b>ARCHITECT:</b>	Rolluda Architects 105 South Main Street, Suite 323 Seattle, Washington 98104 PH: 206 624-4222 FAX: 206 624-4226
<b>ATTN:</b>	Jason Marion	<b>ISSUED BY:</b>	Rich Murakami

---

THIS IS NOT A DIRECTION TO PROCEED WITH THE WORK. IF MODIFICATIONS DESCRIBED BY THIS PROPOSAL REQUEST OR ANY PORTION THEREOF ARE INCORPORATED INTO A CHANGE ORDER, THESE WRITTEN CHANGES, BY THE OWNER, WILL THEN MODIFY THE CONTRACT DOCUMENTS. Please submit a detailed proposal for changes to the contract and/or Contract Time as described by the attached proposed modifications to the Contract Documents. Cost proposals for this work are required within 7 (seven) days, unless the Engineer is notified in advance of the revised submittal date.

---

**DESCRIPTION:**  
**SECTION:**

Revised Lighting Controls plan

---

**ATTACHMENTS: E7.06**

---

**ARCHITECT'S SUPPLEMENTAL INSTRUCTIONS DISTRIBUTION:**  
(For Rolluda Architects Use Only)

**Architect's Supplemental Instructions**

**ASI 004**





## Architect's Supplemental Instructions

**ASI 007**

---

PROJECT:	Snohomish Co Sheriff West Precinct	ISSUE DATE:	11.14.23
		CONTRACT FOR:	Snohomish Co Sheriff Office TI
OWNER:	Snohomish County Facilities and Fleet Management		
CONTRACTOR:	Western Ventures Construction 24306 58 <sup>th</sup> Pl West Mountlake Terrace WA 98043	ARCHITECT:	Rolluda Architects 105 South Main Street, Suite 323 Seattle, Washington 98104 PH: 206 624-4222 FAX: 206 624-4226
ATTN:	Jason Marion	ISSUED BY:	Rich Murakami

---

THIS IS NOT A DIRECTION TO PROCEED WITH THE WORK. IF MODIFICATIONS DESCRIBED BY THIS PROPOSAL REQUEST OR ANY PORTION THEREOF ARE INCORPORATED INTO A CHANGE ORDER, THESE WRITTEN CHANGES, BY THE OWNER, WILL THEN MODIFY THE CONTRACT DOCUMENTS. Please submit a detailed proposal for changes to the contract and/or Contract Time as described by the attached proposed modifications to the Contract Documents. Cost proposals for this work are required within 7 (seven) days, unless the Engineer is notified in advance of the revised submittal date.

---

**DESCRIPTION:**

**SECTION:**


ED2.01 DEMO – FIRST FLOOR PLAN, POWER & DATA: RFI 0026, ASI 001  
E2.01 FIRST FLOOR POWER PLAN: RFI 026, ASI 006, Field Changes  
E2.03 YARD POWER PLAN: COP 01 Emergency Generator  
E3.01 FIRST FLOOR LIGHTING PLAN: Field Changes, ASI 001, RFI 031  
E3.03 YARD LIGHTING PLAN: RFI 032  
E4.01 FIRST FLOOR DATA PLAN: RFI 026, Field Changes, ASI 005, ASI 007  
E4.03 YARD DATA PLAN: ASI 007  
E7.06 FIRST FLOOR LIGHTING DETAILS - CONTROLS LAYOUT: Field Changes, ASI 004

---

**ATTACHMENTS: ASI 007 DWGS**

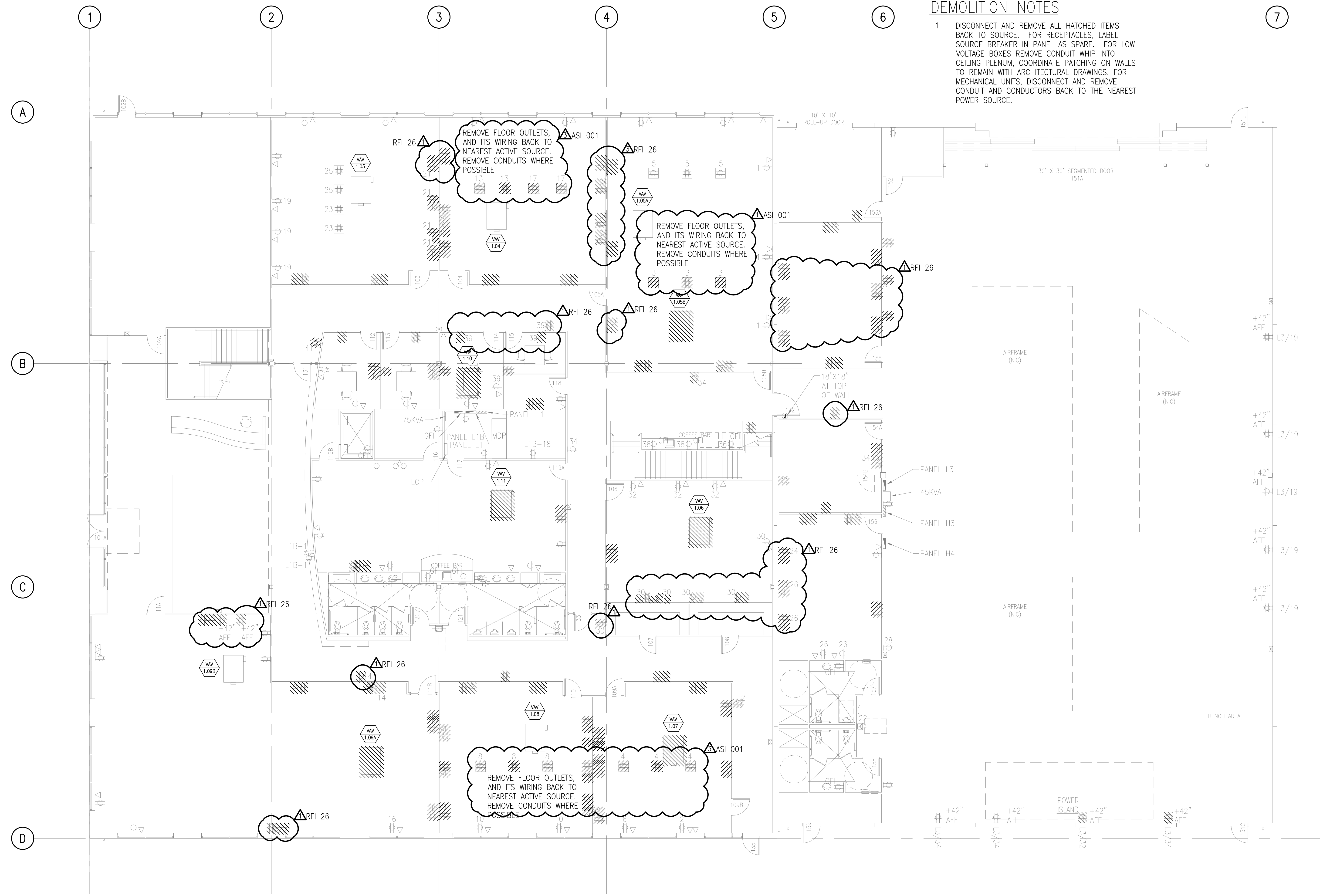
---

**ARCHITECT'S SUPPLEMENTAL INSTRUCTIONS DISTRIBUTION:**  
(For Rolluda Architects Use Only)



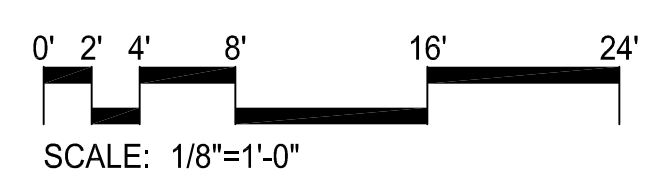
**DEMOLITION NOTES**

- DISCONNECT AND REMOVE ALL HATCHED ITEMS BACK TO SOURCE. FOR RECEPTACLES, LABEL SOURCE BREAKER IN PANEL AS SPARE. FOR LOW VOLTAGE BOXES REMOVE CONDUIT WHIP INTO CEILING PLENUM, COORDINATE PATCHING ON WALLS TO REMAIN WITH ARCHITECTURAL DRAWINGS. FOR MECHANICAL UNITS, DISCONNECT AND REMOVE CONDUIT AND CONDUCTORS BACK TO THE NEAREST POWER SOURCE.



**1 DEMO - FIRST FLOOR POWER AND DATA PLAN**

SCALE: 1/8" = 1'-0"



**SHERIFF OFFICE TENANT IMPROVEMENTS - WEST PRECINCT**

9901 24th PLACE WEST  
EVERETT, WA 98204  
OWNER: SNOHOMISH COUNTY  
3000 ROCKEFELLER AVENUE  
EVERETT, WA 98201  
TEL:

REVISION	DATE
OWNER REVIEW SET	2022.09.09
PERMIT SUBMITTAL	2022.09.23
BID DOCUMENTS	2022.11.07
ADDENDUM #3	2023.04.20
RFI 026.0	2023.09.29
ASI-001	2023.10.24

Design: M. NAMAZI  
Drawn: C. ALLISON  
Checked: E. KRISPIN  
Project No. 221-016

**BID DOCUMENTS**

11/07/2022  
Drawing Title  
**DEMO - FIRST FLOOR POWER AND DATA PLAN**

Drawing Number

**ED2.01**

# CONSTRUCTION NOTES


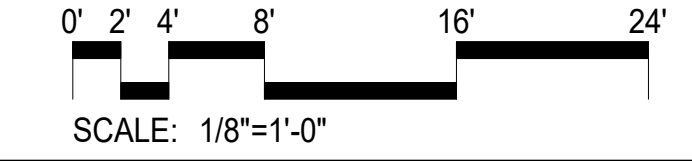
- 2 PROVIDE AND INSTALL DUPLEX OUTLET AT 18" AFF UNLESS OTHERWISE NOTED.
- 6 PROVIDE AND INSTALL RECEPTACLE AT 96" A.F.F FOR PROJECTOR SCREEN
- 7 PROVIDE AND INSTALL CEILING MOUNTED RECEPTACLE FOR POWER AND DATA
- 9 EXISTING OUTLET IS CONVERTED INTO AN CONTROLLED OUTLET. REPLACE THE EXISTING OUTLET COVER WITH ONE THAT INDICATES THAT IS A CONTROLLED OUTLET AND HAS SYMBOLGY THAT INDICATES THE TOP OUTLET IS CONTROLLED.
- 11 FOR CONTROLLED RECEPTACLE SCHEME, SEE LIGHTING SHEET E7.06 AND LIGHTING DETAIL 7.04.
- 12 PROVIDE AND INSTALL CONDUIT, CONDUCTORS, BOXES, SUPPORTS, FITTINGS, AND ALL ANCILLARY HARDWARE.
- 59 PROVIDE AND INSTALL NEMA 1, DISCONNECT SWITCH. FRAME AND TRIP SETTING AS NOTED.
- 63 PROVIDE AND INSTALL CIRCUIT FOR SIEMENS PANELS IN DATA ROOM. PANELS TO SHARE CIRCUIT. COORDINATE LOCATION OF CIRCUIT WITH SIEMENS PRIOR TO ROUGH IN.
- 69 PROVIDE AND INSTALL OVERFLOOR RACEWAY. REFER TO LEGEND FOR SPECIFICATION.

# GENERAL NOTES

- 1. EXISTING HOMERUNS HAVE BEEN SHOWN ON DEMOLITION PLANS. AS-BUILT DRAWINGS WERE SUPPLIED TO THE ENGINEER AND THEY SHALL BE UTILIZED FOR REFERENCE ONLY. CONTRACTOR TO FIELD VERIFY EXACT LOCATION OF EACH HOMERUN BY TRACING EXISTING CIRCUITS BACK TO SOURCE PANEL.
- 2. SEE MECHANICAL SCHEDULE ON SHEET E7.03. FIELD COORDINATE WITH MECHANICAL CONTRACTOR PRIOR TO ROUGH IN.
- 3. NUMBER ADJACENT TO OUTLET DENOTES CIRCUIT NUMBER TO EXISTING PANEL L1, UNLESS OTHERWISE NOTED.

# LEGEND

- SURFACE MOUNTED COMBINATION POWER/DATA OUTLET
- OVER FLOOR RACEWAY  
LEGRAND/WIREMOLD - OFR SERIES OR APPROVED EQUAL PARTS:  
IN-WALL ENTRANCE END FITTING - OFR10W  
OVERFLOOR RACEWAY BASE & COVER - OFRBC-8  
FOUR-GANG DEVICE BOX - OFR48-4
- WALL MOUNTED FOURPLEX OUTLET
- WALL MOUNTED DUPLEX OUTLET
- 30A/208V/1-PHASE OUTLET
- 30A/208V/3-PHASE OUTLET
- JUNCTION BOX
- DISCONNECT SWITCH - FRAME SIZE AND TRIP SETTING AS NOTE
- MOTOR RATED SWITCH
- MOTOR CONNECTION
- EQUIPMENT CONNECTION



# SHERIFF OFFICE TENANT IMPROVEMENTS - WEST PRECINCT

9801 24th PLACE WEST  
EVERETT, WA 98204  
OWNER: SNOHOMISH COUNTY  
3000 ROCKEFELLER AVENUE  
EVERETT, WA 98201  
TEL:

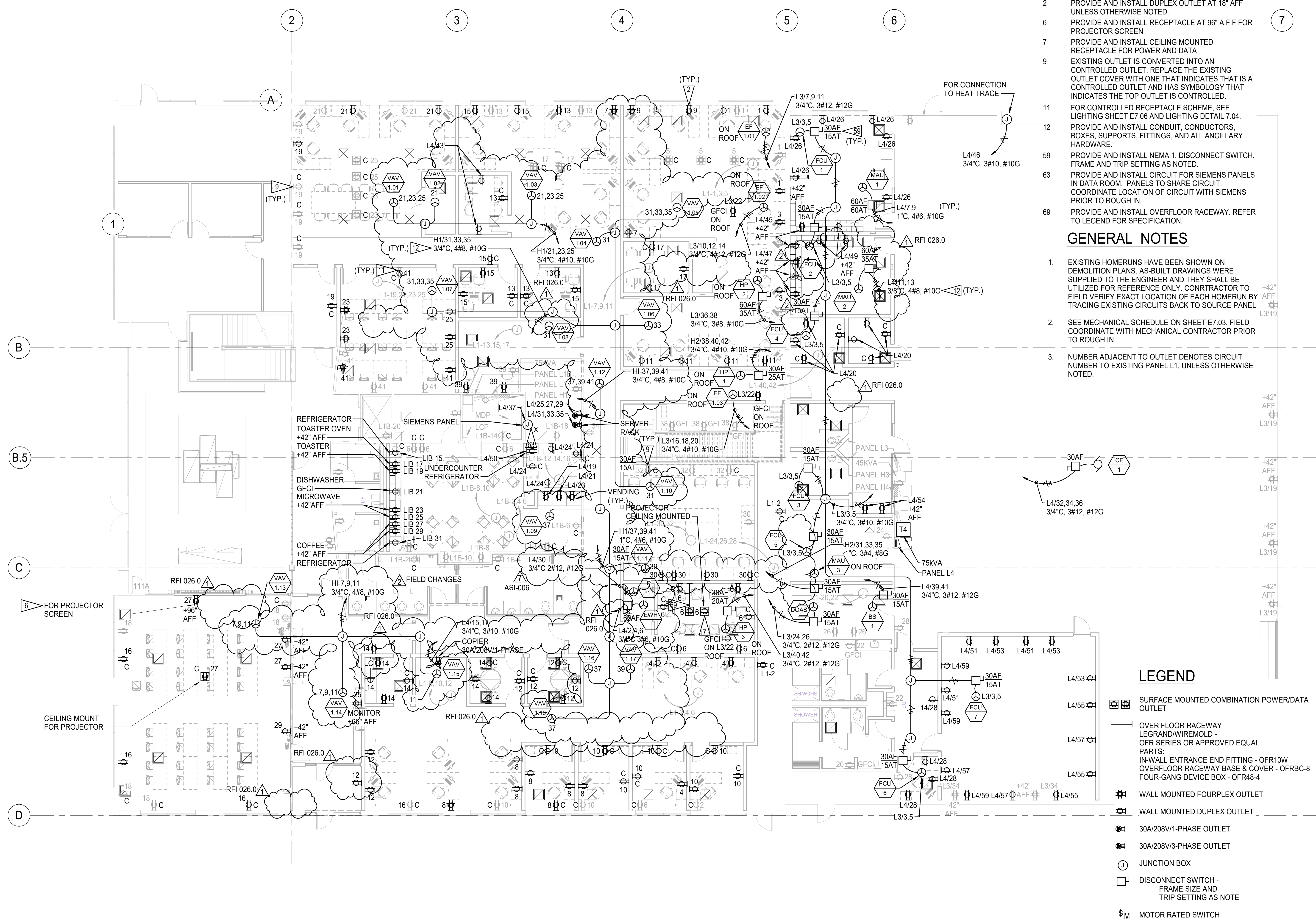
REVISION	OWNER REVIEW SET	DATE
	PERMIT SUBMITTAL	2022.09.09
	BID DOCUMENTS	2022.09.23
	RFI 026.0	2022.11.07
	FIELD CHANGES	2023.09.29
	ASI-006	2023.09.29
		XXXX.XX.XX

Design: M. NAMAZI  
Drawn: C. ALLISON  
Checked: E. KRISPIN  
Project No. 211-016

# BID DOCUMENTS

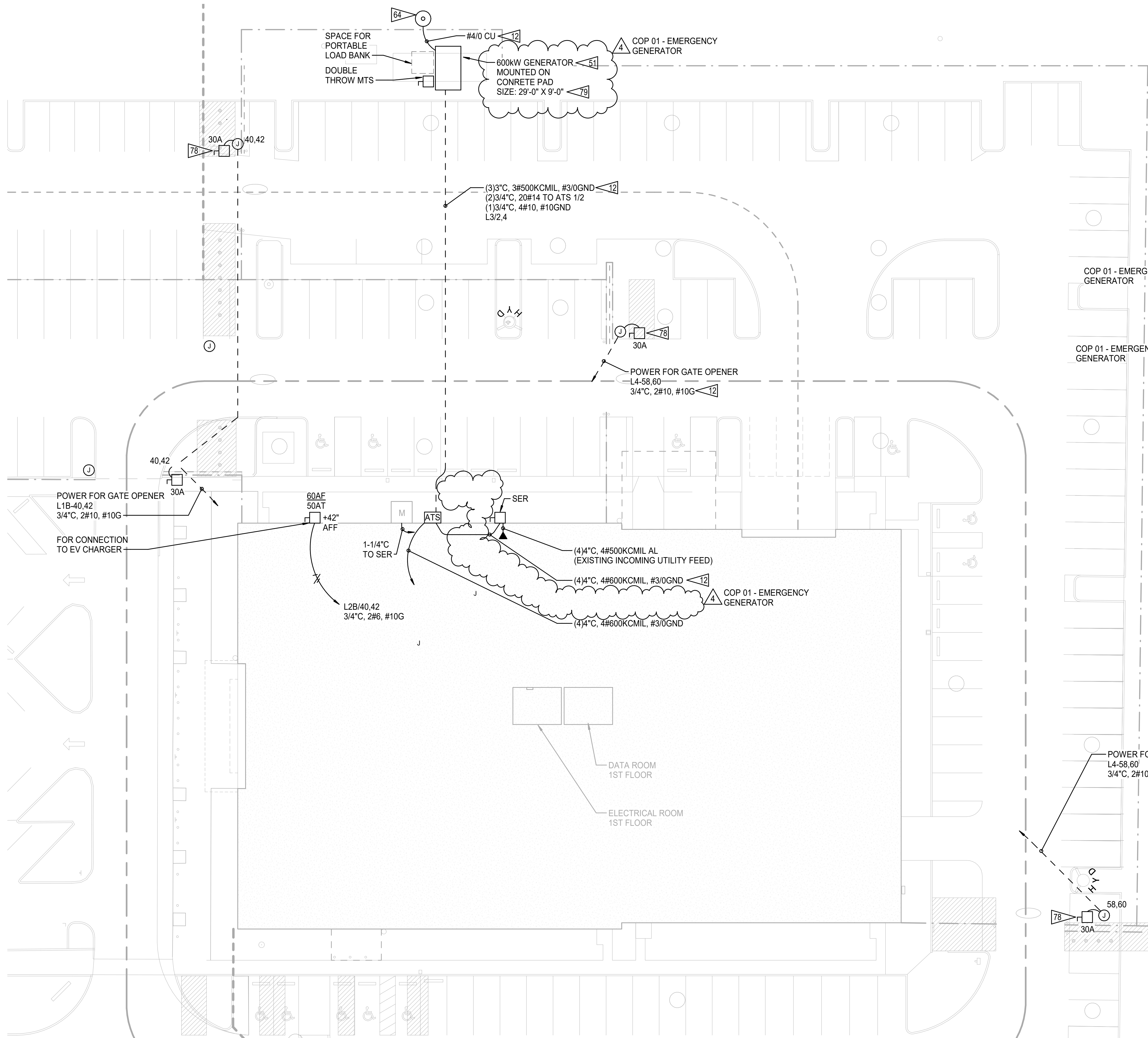
11/07/2022  
Drawing Title  
**FIRST FLOOR POWER PLAN**

Drawing Number  
**E2.01**



**1 FIRST FLOOR POWER PLAN**  
SCALE: 1/8" = 1'-0"






**CONSTRUCTION NOTES**

- 12 PROVIDE AND INSTALL CONDUIT, CONDUCTORS, BOXES, SUPPORTS, FITTINGS, AND ALL ANCILLARY HARDWARE.
- 51 PROVIDE AND INSTALL 600 KW STANDBY GENERATOR. COORDINATE FINAL LOCATION WITH ARCHITECTURAL PLANS. CONTRACTOR TO PROVIDE PAD AND ANCHORING DESIGN TO THE COUNTRY, SUBMITTAL TO BE REVIEWED BY STRUCTURAL P.E.
- 64 PROVIDE AND INSTALL 10' CU GROUND ROD ADJACENT TO GENERATOR PAD, CONNECT GENERATOR, GENERATOR ENCLOSURE AND PAD REBAR TO GROUNDING ELECTRODE CONDUCTOR.
- 65 REMOVED. NOT USED.
- 78 PROVIDE AND INSTALL SAFETY DISCONNECT SWITCH. SIZE AS SHOWN. FIELD VERIFY EXACT LOCATION AND MOUNTING HEIGHT PRIOR TO ROUGH-IN.
- 79 CONCRETE PAD SIZE AS NOTED ON THE DRAWING AND CAPABLE OF SUPPORTING GENERATOR. SEE GENERATOR SUBMITTALS FOR WEIGHT REQUIREMENTS.

**GENERAL NOTES**

- 1. ALL NEW CONDUCTORS TO BE COPPER UNLESS OTHERWISE NOTED.
- 2. CONTRACTOR TO INSPECT ALL POINTS OF TERMINATION AND THE NECESSARY MEASURES TO PREVENT GALVANIC CORROSION FROM DISSIMILAR METALS.



**SHERIFF OFFICE TENANT IMPROVEMENTS - WEST PRECINCT**

9901 24th PLACE WEST  
EVERETT, WA 98204  
OWNER: SNOHOMISH COUNTY  
3000 ROCKEFELLER AVENUE  
EVERETT, WA 98201  
TEL:

REVISION	DATE
OWNER REVIEW SET	2022.09.09
PERMIT SUBMITTAL	2022.09.23
BID DOCUMENTS	2022.11.07
ADDENDUM #2	2023.03.24
ADDENDUM #3	2023.04.20
COP 01 - EMERGENCY GENERATOR	2023.14.08

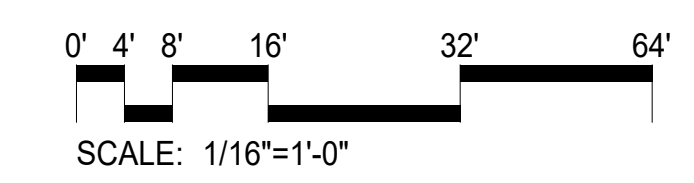
Design: M. NAMAZI  
Drawn: C. ALLISON  
Checked: E. KRISPIN  
Project No. 211-016

Issuance  
**BID DOCUMENTS**  
11/07/2022  
Drawing Title  
**YARD POWER PLAN**

Drawing Number

**E2.03**

**1 YARD POWER PLAN**  
SCALE: 1/16" = 1'-0"



# CONSTRUCTION NOTES

- 5 PROVIDE AND INSTALL LIGHT FIXTURE, SEE FIXTURE SCHEDULE FOR MOUNTING TYPE
- 42 LIGHTING INVERTER RESIDES ON 2ND FLOOR IN ROOM ADJACENT TO THE ELECTRICAL ROOM. INVERTER IS THE SOURCE OF POWER FOR ALLEMERGENCY LIGHTING. INVERTER IS BEING INSTALLED AS A PART OF THE PAINE FIELD T.I. COORDINATE EMERGENCY CIRCUITING WITH PAINE FIELD TENNANT IMPROVEMENT.
- 43 LUMINAIRES THAT ARE DISPLAYED AS SOLID BLACK ARE ON AN EMERGENCY POWER ORIGINATING AT THE INVERTER IN THE ELECTRICAL ROOM AND TIED THROUGH A UL 924 DEVICE ASSOCIATED WITH THIS ZONE.
- 68 COORDINATE EXIT LIGHT LOCATIONS WITH ARCHITECTURAL SHEETS G-201, ALL EXIT LIGHTS TO BE TIED THROUGH LIGHTING INVERTER OUTPUT.
- 74 COORDINATE INSTALLATION AND MOUNTING OF COVE LIGHTS IN, AND AROUND WOOD SLATS WITH ARCHITECTURAL DETAILS.
- 75 LT SHERRIFFS DEPT SIGN. SIGN TO BE TIED TO CANOPY POWER AND CONTROL CIRCUITS.
- 76 LINEAR FIXTURE MEANT TO SEAT BETWEEN WOOD SLAT CEILING. COORDINATE WITH ARCHITECTURAL PLANS TO IDENTIFY CEILING TYPE AND PATTERN. PATTERN SHOULD CONTINUE WITH AN EVEN SPACING FROM EXTERIOR VESTIBULE "SL4" TYPE, TO INTERIOR "L13" AND "L14" TYPES. WHERE WOOD SLATS BREAK ABOVE SHERRIFFS DEPT WINDOW, FIXTURE TO BE SURFACE MOUNTED AND CONTINUE THE PATTERN. PLACE BOTH EXTERIOR, AND EVERY THIRD LIGHT IN THIS LINEUP ON THE LIGHTING INVERTER FOR EMERGENCY POWER.
- 77 CANOPY LINEAR FIXTURES TO BE TIED INTO DUSK TO DAWN TIMING SCHEDULE TO MATCH POLES AND WALL PACKS.



**SHERIFF OFFICE TENENANT IMPROVEMENTS - WEST PRECINCT**

9901 24th PLACE WEST  
EVERETT, WA 98204  
OWNER: SNOHOMISH COUNTY  
3000 ROCKEFELLER AVENUE  
EVERETT, WA 98201  
TEL:

REVISION	DATE
OWNER REVIEW SET	2022.09.09
PERMIT SUBMITTAL	2022.09.23
BID DOCUMENTS	2022.11.07
FIELD CHANGES, [Symbol]	2023.09.29
ASI-007	XXXX.XX.XX
RFI 31	

Design: M. NAMAZI  
Drawn: C. ALLISON  
Checked: E. KRISPIN  
Project No. 211-016

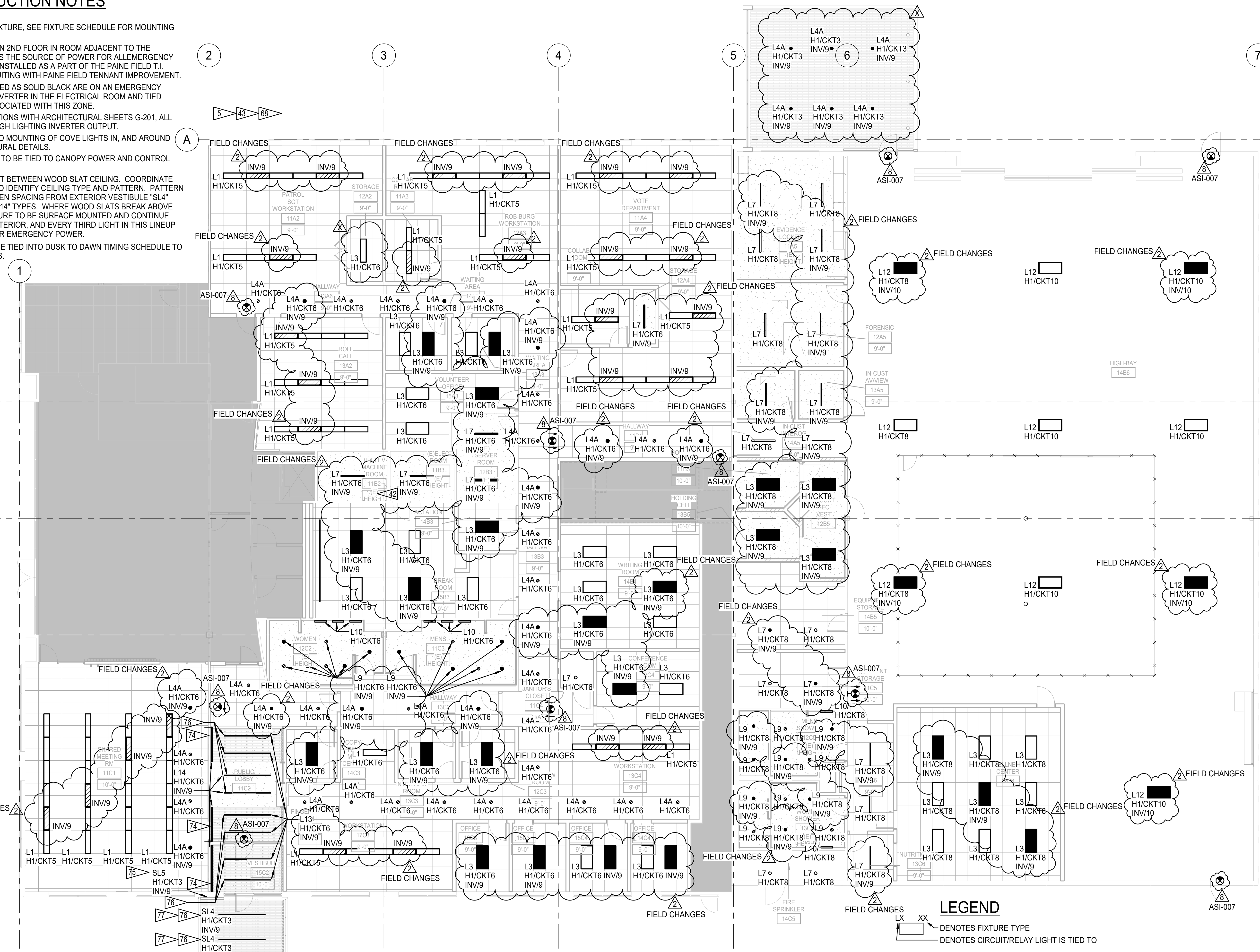
Issuance  
**BID DOCUMENTS**

11/07/2022

Drawing Title  
**FIRST FLOOR LIGHTING PLAN (RCP)**

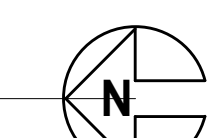
Drawing Number

**E3.01**



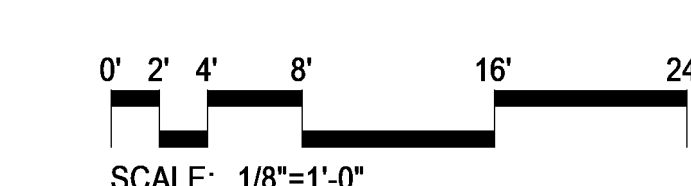
- REFERENCE**
- E7.03 LIGHTING FIXTURE SCHEDULE
  - E7.04 LIGHTING DETAILS (WIRING DIAGRAM)
  - E7.05 LIGHTING NETWORK CONTROLLER WIRING DIAGRAM
  - E7.06 FIRST FLOOR LIGHTING PLAN (RCP)

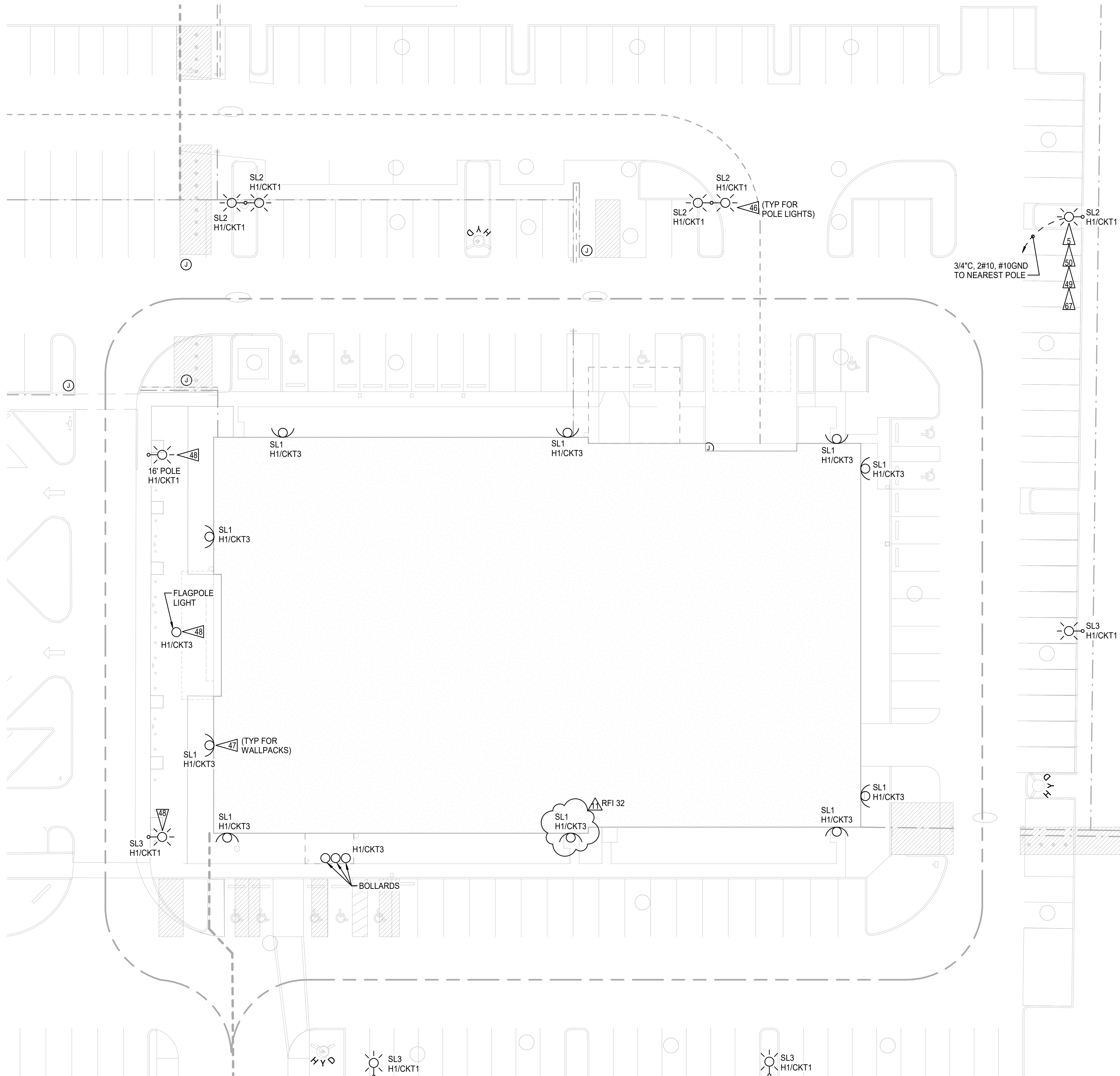
**1 FIRST FLOOR LIGHTING PLAN (RCP)**  
SCALE: 1/8" = 1'-0"



**LEGEND**

- [Symbol] DENOTES FIXTURE TYPE
- [Symbol] DENOTES CIRCUIT/RELAY LIGHT IS TIED TO
- [Symbol] HATCHING INDICATES FIXTURE IS ON EMERGENCY POWER, AND POWERED VIA 2ND FLOOR LIGHTING INVERTER
- [Symbol] 2'x4' LED TROFFER
- [Symbol] 1'x4' LED PENDANT
- [Symbol] STRIP LIGHT
- [Symbol] 2'x2' LED TROFFER
- [Symbol] 4" RECESSED DOWNLIGHT
- [Symbol] EXIT LIGHT





**CONSTRUCTION NOTES**

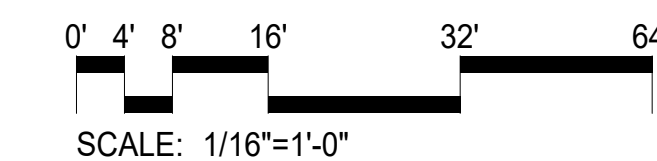
- 5 PROVIDE AND INSTALL LIGHT FIXTURE, SEE FIXTURE SCHEDULE FOR MOUNTING TYPE
- 46 PROVIDE AND INSTALL NEW POLE TOP LUMINAIRE AND NEW 24" WIDE SPOKE, MATCH FINISH TO EXISTING LUMINAIRES BEING REMOVED.
- 47 PROVIDE AND INSTALL NEW WALL PACK ON BUILDING EXTERIOR. MOUNT AT SAME HEIGHT AND GENERAL LOCATION OF REMOVED WALL PACKS ON EAST, WEST, AND SOUTH SIDE. ON NORTH SIDE MOUNT AT THE SAME HEIGHT CENTERED BETWEEN THE NEW CANOPY AND THE EAST AND WEST WALL RESPECTIVELY.
- 48 RE-CIRCUIT EXISTING POLE, AND FLAG LIGHTS.
- 49 PROVIDE AND INSTALL CONDUIT, CONDUCTORS, BOXES, FITTINGS, SUPPORTS, AND ALL ANCILLARY HARDWARE TO TIE NEW POLE LIGHT IN WITH EXISTING YARD POLES. CONTRACTOR TO PROVIDE PREFAB POLE BASE, MATCH EXISTING BASES IN YARD. POLE BASE TO BE REVIEWED BY STRUCTURAL P.E.
- 50 PROVIDE AND INSTALL NEW POLE. MATCH EXISTING STYLE HEIGHT AND FINISH WITH EXISTING POLES ON SITE.
- 67 CONTROL FOR ALL EXTERIOR LIGHTS TIED THROUGH CONTROL PANEL IN FIRST FLOOR ELECTRICAL ROOM. COORDINATE PROGRAMING OF TIME CLOCK FOR EXTERIOR LIGHTS WITH BUILDING REPRESENTATIVE.

**REFERENCE**


- E7.03 LIGHTING FIXTURE SCHEDULE
- E7.06 FIRST FLOOR LIGHTING PLAN (RCP)

**LEGEND**

- LIGHT POLE
- WALLPACK



**1 YARD LIGHTING**  
SCALE: 1/16" = 1'-0"



**SHERIFF OFFICE TENANT IMPROVEMENTS - WEST PRECINCT**

9901 24th PLACE WEST  
EVERETT, WA 98204  
OWNER: SNOHOMISH COUNTY  
3000 ROCKEFELLER AVENUE  
EVERETT, WA 98201  
TEL:

REVISION	DATE
OWNER REVIEW SET	2022.09.09
PERMIT SUBMITTAL	2022.09.23
BID DOCUMENTS	2022.11.07
RFI 32	2023.09.18

Design: M. NAMAZI  
Drawn: C. ALLISON  
Checked: E. KRISPIN  
Project No. 211-016

Issuance

**BID DOCUMENTS**

11/07/2022

Drawing Title  
**YARD LIGHTING PLAN**

Drawing Number

**E3.03**

# CONSTRUCTION NOTES

4 PROVIDE AND INSTALL DATA OUTLET AT 18" AFF WITH 1' CONDUIT WHIP TO CEILING INTERSTITIAL SPACE. PROVIDE CATEGORY 6 CABLE IN NUMBERS THAT MATCH CAT 6 KEYSTONES NOTED ON PLAN FROM KEYSTONE TO DATA ROOM. ROUTE CATEGORY CABLE IN CONDUIT TO CEILING. PROVIDE J-HOOKS IN CEILING WITH ROUTE TO DATA ROOM. CONTRACTOR MAKE RJ45 ENDS WHERE NEEDED OR TERMINATE INTO KEYSTONE JACKS ON FIELD END, AND PATCH INTO PUNCDOWN BOARD ON DATA ROOM END.

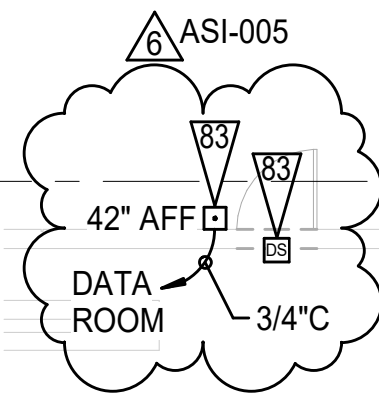
21 PROVIDE AND INSTALL NETWORKED CAMERA 12" BELOW FINISHED CEILING. COORDINATE TYPE, AND VIEWING ANGLE WITH SECURITY MANAGEMENT. CONTRACTOR TO PROVIDE CATEGORY CABLE AND MAKE RJ45 ENDS WHERE NEEDED. LEAVE CABLE COILED IN DATA ROOM FOR SHERIFFS DEPT REP TO TERMINATE INTO NETWORK SWITCH.

22 PROVIDE AND INSTALL NETWORKED CAMERA 12" BELOW FINISHED CEILING. COORDINATE TYPE, AND VIEWING ANGLE WITH SECURITY MANAGEMENT. CONTRACTOR TO PROVIDE CATEGORY CABLE AND MAKE RJ45 ENDS WHERE NEEDED. LEAVE CABLE COILED IN DATA ROOM FOR SHERIFFS DEPT REP TO TERMINATE INTO NETWORK SWITCH.

70 CONTRACTOR TO VERIFY EXISTING WALL BOXES HAVE PATH UP TO CEILING INTERSTITIAL SPACE. IF NONE EXISTS, REFER TO NOTE P4.

71 CONTRACTOR TO PROVIDE TEST REPORT, INDICATING WIREMAP, LENGTH AND PERFORMANCE FOR ALL RUNS TO DATA ROOM.

83 PROVIDE AND INSTALL MULTI-CONDUCTOR CABLE FOR BADGE READER AND DOOR STRIKE. ALL COMPONENTS TO BE WIRED IN WHEN FRAMING THE DOOR. COIL CABLE ABOVE CEILING AT NEAREST ACCESSIBLE SPACE.

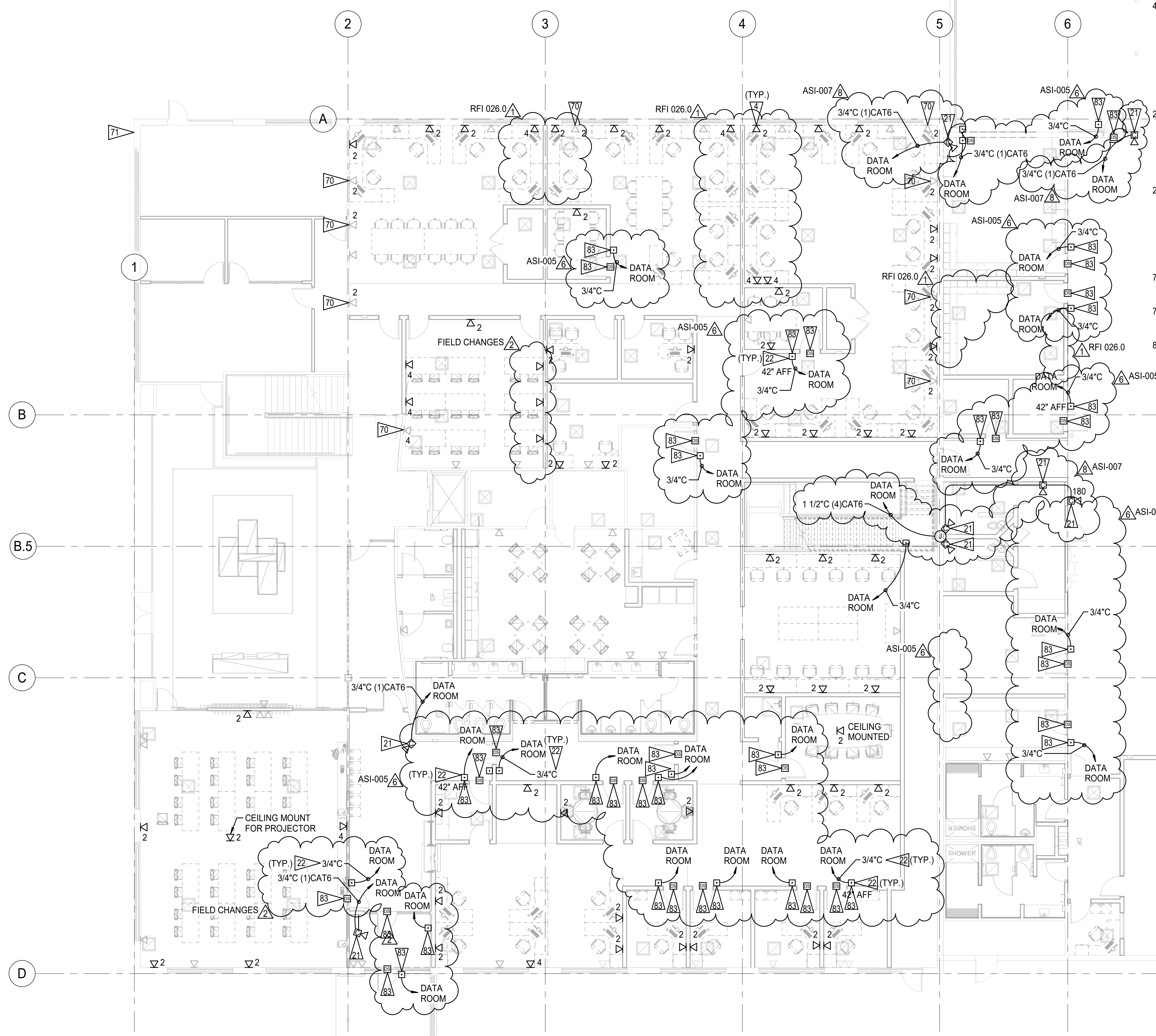


REVISION	DATE
OWNER REVIEW SET	2022.09.09
PERMIT SUBMITTAL	2022.09.23
BID DOCUMENTS	2022.11.07
CAD ACCESS REVISION	2023.08.28
RFI 026.0	2023.09.29
FIELD CHANGES	2023.09.29
ASI-005	2023.08.28
ASI-007	XXXX.XX.XX


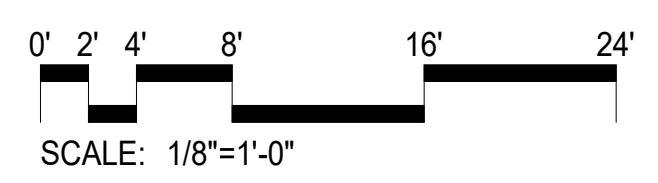
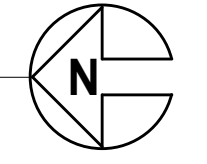
Design: M. NAMAZI  
 Drawn: C. ALLISON  
 Checked: E. KRISPIN  
 Project No. 211-016

## LEGEND

- ▽ DATA OUTLET +18" AFF
- BADGE READER +42" AFF
- ⊠ SECURITY CAMERA
- ⊞ DOOR STRIKE



**1** FIRST FLOOR DATA PLAN  
 SCALE: 1/8" = 1'-0"



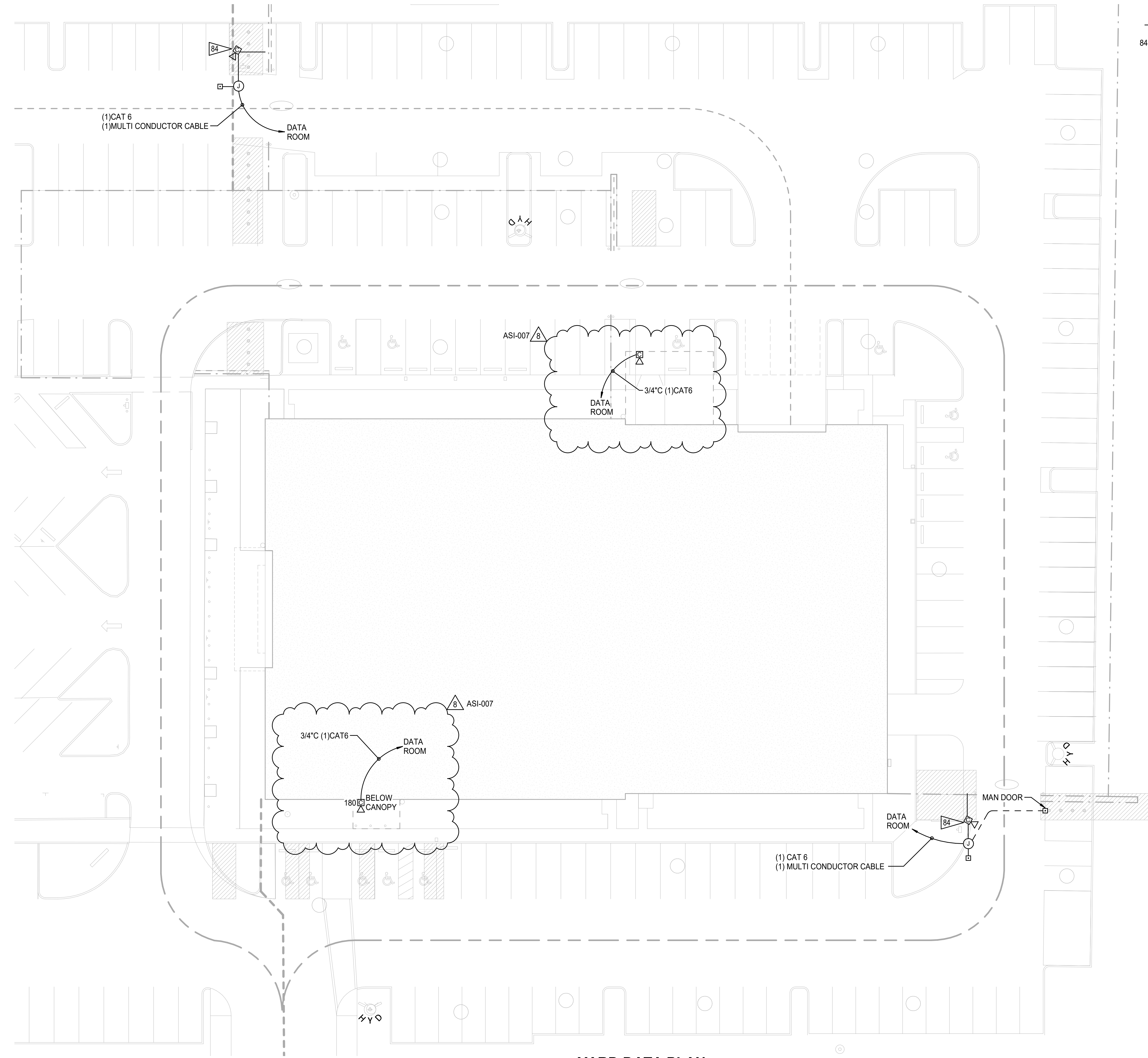
**SHERIFF OFFICE TENENAT IMPROVEMENTS - WEST PRECINCT**

9901 24th PLACE WEST  
 EVERETT, WA 98204  
 OWNER:  
**SNOHOMISH COUNTY**  
 3000 ROCKEFELLER AVENUE  
 EVERETT, WA 98201  
 TEL:

Design: M. NAMAZI  
 Drawn: C. ALLISON  
 Checked: E. KRISPIN  
 Project No. 211-016


Issuance  
**BID DOCUMENTS**  
 11/07/2022  
 Drawing Title  
**FIRST FLOOR DATA PLAN**

Drawing Number  
**E4.01**



**CONSTRUCTION NOTES**

84 PROVIDE AND INSTALL NETWORKED CAMERA ON POST WITH BADGE READER, AND INTERCOM. SEE GATE OPERATOR DETAIL FOR FURTHER INFORMATION.



**SHERIFF OFFICE TENENAT IMPROVEMENTS - WEST PRECINCT**

9901 24th PLACE WEST  
EVERETT, WA 98204  
OWNER:  
**SNOHOMISH COUNTY**  
3000 ROCKEFELLER AVENUE  
EVERETT, WA 98201  
TEL:

REVISION	DATE
OWNER REVIEW SET	2022.09.09
PERMIT SUBMITTAL	2022.09.23
BID DOCUMENTS	2022.11.07
ADDENDUM #2	2023.03.24
8 ASI-007	

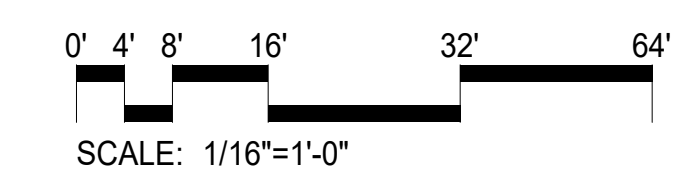
Design: M. NAMAZI  
Drawn: C. ALLISON  
Checked: E. KRISPIN  
Project No. 211-016

**BID DOCUMENTS**

11/07/2022  
Drawing Title  
**YARD DATA PLAN**

Drawing Number  
**E4.03**

**1 YARD DATA PLAN**  
SCALE: 1/16" = 1'-0"





**GENERAL NOTES**

1. DEVICE PLACEMENT MUST BE FIELD VERIFIED FOR COMPLIANCE WITH ALL PRODUCT GUIDELINES LOCATED IN THE INSTALLATION INSTRUCTIONS.
2. REVIEW DATA SHEETS AND INSTALLATION INSTRUCTIONS FOR PRODUCT SPECIFICS AND LIMITATIONS.
3. SENSORS SHALL BE MOUNTED NO CLOSER THAN 6' TO AN AIR SUPPLY OR RETURN DIFFUSER.

**REFERENCE DRAWINGS**

E7.04 LIGHTING DETAILS (WIRING DIAGRAMS)

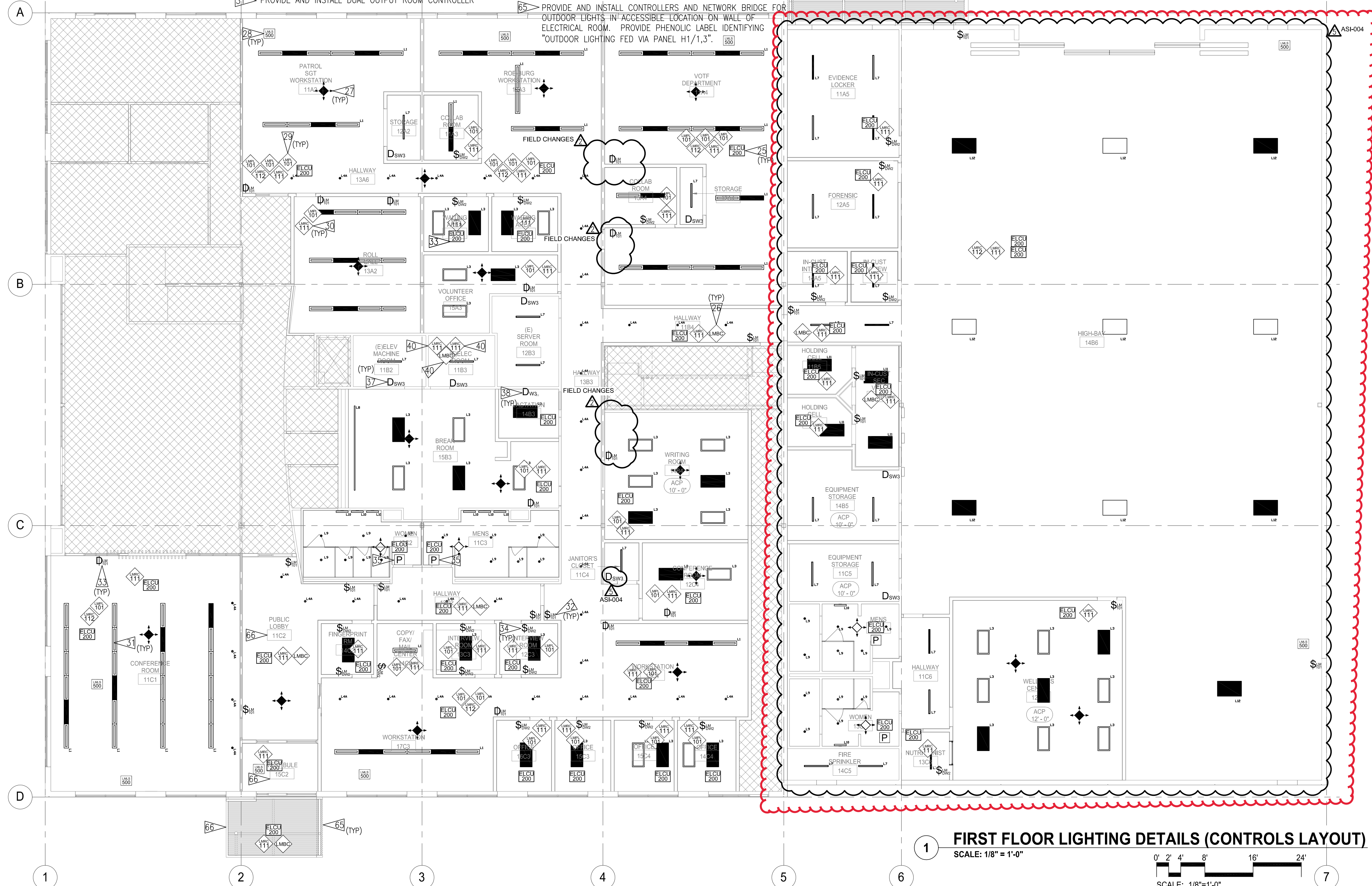
**CONSTRUCTION NOTES**

- 25 PROVIDE AND INSTALL UL-924 RELAY FOR ALL SPACES WITH EMERGENCY LIGHTS. FOR ROOMS WITH DAYLIGHTING CONTROL, 1-EA. FOR EACH DAYLIGHT ZONE
- 26 PROVIDE AND INSTALL DIGITAL LIGHT MANAGEMENT SYSTEM (DLM) NETWORK BRIDGE
- 27 PROVIDE AND INSTALL OCCUPANCY SENSOR
- 28 PROVIDE AND INSTALL DAYLIGHT SENSOR WITH A VIEW TOWARDS DAYLIGHT PENETRATING THE AREA
- 29 PROVIDE AND INSTALL PLUG LOAD CONTROLLER. PROVIDE ONE CONTROLLER PER 4 CONTROLLED RECEPTACLES. SEE POWER PLANS FOR RECEPTACLES MARKED WITH A "c" TO INDICATE WHICH RECEPTACLES ARE CONTROLLED.
- 30 PROVIDE AND INSTALL SINGLE LOAD ROOM CONTROLLER
- 31 PROVIDE AND INSTALL DUAL OUTPUT ROOM CONTROLLER
- 32 PROVIDE AND INSTALL SINGLE BUTTON SWITCH
- 33 PROVIDE AND INSTALL DIMMING SWITCH
- 34 PROVIDE AND INSTALL DUAL SENSING OCCUPANCY SENSOR WALL SWITCH.
- 35 PROVIDE AND INSTALL POWER PACK
- 37 PROVIDE AND INSTALL LINE VOLTAGE WALL SWITCH
- 38 PROVIDE AND INSTALL LINE VOLTAGE WALL SWITCH WITH OCCUPANCY SENSING AND DIMMING CONTROL
- 40 PROVIDE AND INSTALL OVERALL BLDG NETWORK CONTROLLER LMJA-8125 IN ACCESSIBLE LOCATION ON WALL OF ELECTRICAL ROOM. NOTE: LMJA-8125 IS THE CENTRAL BRAIN FOR THE ENTIRE BUILDING LIGHTING NETWORK. COORDINATE PROGRAMING WITH SHERIFFS DEPT REP AND PAINE FIELD T.I. PROJECT.
- 65 PROVIDE AND INSTALL CONTROLLERS AND NETWORK BRIDGE FOR OUTDOOR LIGHTS IN ACCESSIBLE LOCATION ON WALL OF ELECTRICAL ROOM. PROVIDE PHENOLIC LABEL IDENTIFYING "OUTDOOR LIGHTING FED VIA PANEL H1/1,3".


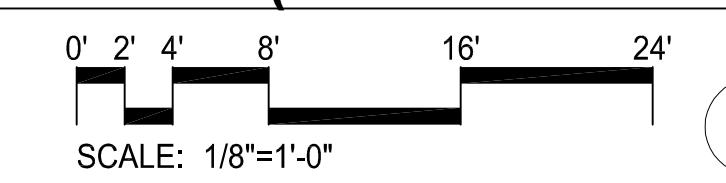
- 65 ALL CANOPY AND ENTRY VESTIBULE LIGHTS TIED THROUGH LIGHTING INVERTER IN 2ND FLOOR STORAGE ROOM ADJACENT TO ELECTRICAL ROOM
- 66 SEE E3.01 FOR LIGHTS IN THIS AREA

**LEGEND**

- P BZ-150 - POWER PACK
- ELCU 200 ELCU-200 - UL-924 RELAY
- LMBC 300 LMBC-300 - NETWORK BRIDGE
- LMDC 100 LMDC-100 - OCC SENSOR DUAL INFRARED/ULTRASONIC (NETWORK)
- DT 300 DT-300 - OCC SENSOR DUAL INFRARED/ULTRASONIC (24V)
- LMLS 500 LMLS-500 - DAYLIGHT SENSOR
- LMPL 101 LMPL-101 - PLUG LOAD CONTROLLER (4-MAX PER BUS)
- LMRC 111 LMRC-111 - ROOM CONTROLLER SINGLE LOAD
- LMRC 112 LMRC-112 - ROOM CONTROLLER DUAL LOAD
- LMDM 101 LMDM-101 - 0-10VDC DIMMING SWITCH
- LMDW 102 LMDW-102 - OCC SENSOR WALL SWITCH DUAL INRARED/ULTRASONIC
- DSW 301 DSW-301 - LINE VOLTAGE WALL SWITCH
- DSW 311 DSW-311 - LINE VOLTAGE WALL SWITCH OCC SENSOR + DIMMING
- LMSW 101 LMSW-101 - WALL SWITCH, SINGLE BUTTON
- FIXTURES SHOWN WITH SOLID FILL ARE TIED THROUGH THE LIGHTING INVERTER



**1 FIRST FLOOR LIGHTING DETAILS (CONTROLS LAYOUT)**  
SCALE: 1/8" = 1'-0"



**SHERIFF OFFICE TENANT IMPROVEMENTS - WEST PRECINCT**

9901 24th PLACE WEST  
EVERETT, WA 98204  
OWNER:  
SNOHOMISH COUNTY  
3000 ROCKEFELLER AVENUE  
EVERETT, WA 98201  
TEL:

REVISION	DATE
OWNER REVIEW SET	2022.09.09
PERMIT SUBMITTAL	2022.09.23
BID DOCUMENTS	2022.11.07
ADDENDUM #3	2023.04.20
FIELD CHANGES	2023.09.29
ASI-004	2023.10.24

Design: M. NAMAZI  
Drawn: C. ALLISON  
Checked: E. KRISPIN  
Project No. 221-016

**BID DOCUMENTS**

11/07/2022  
Drawing Title  
**FIRST FLOOR LIGHTING DETAILS (CONTROLS LAYOUT)**

Drawing Number  
**E7.06**

**Western Ventures Construction Inc.**  
**COP General Contractor Breakdown Summary**

WVCI COR #: 023  
 Date: 12/18/23  
 REF DOC: RFI-081

Snohomish County  
 Snoco Bomarc Bldg. (Sheriff & Airport TI)  
 Attn: Jeff Hencz/ Lance Meinhold

Description of COR / COP-	1 EA Additional FULL-RECESSED Fire Extinguisher Cabinet and Extinguisher at Sheriff.
	4 EA SEMI-RECESSED Fire Extinguisher Cabinets and Extinguishers and 1 EA HOOK MOUNT Fire Extinguisher at Airport per RFI-081.0.

1. Direct Labor Costs	Hours	Rate	Extension	
Installation - Total	5.0	\$104.76	\$523.80	
			Direct Labor Costs	\$523.80
				<b>1. Labor Costs</b>
				<b>\$523.80</b>
2. Material Costs	Units	Unit Price	Extension	
Zesbaugh (1 EA Full-Recessed FEC & Extinguisher) - SHERIFF	1.0	\$304.75	\$304.75	
Zesbaugh (4 EA Semi-Recessed FEC & Extinguisher) - AIRPORT	4.0	\$365.75	\$1,463.00	
Zesbaugh (1 EA Hook Mount Extinguisher) - AIRPORT	1.0	\$64.00	\$64.00	
			2. Material Costs	\$1,831.75
3. Equipment Costs	UNITS	UNIT PRICE	EXTENSION	
				\$0.00
			3. Equipment Costs	\$0.00
				<b>Subtotal 1, 2 &amp; 3</b>
				<b>\$2,355.55</b>
4. Subcontractors				
			4. Subcontractors	\$0.00
				<b>Subtotal 1, 2, 3 &amp; 4</b>
				<b>\$2,355.55</b>
5. O&P @ 15%				
			5. O&P	\$353.33
				<b>Subtotal 1, 2, 3, 4 &amp; 5</b>
				<b>\$2,708.88</b>
6. Insurance @ .9%				
			6. Insurance	\$24.38
				<b>TOTAL COST</b>
				<b>\$2,733.26</b>
				<b>TIME EXTENSION REQUESTED - CD's:</b>
				<b>0</b>

**Pricing Breakout**

Sheriff		\$475.17
Airport		\$2,258.09

ARCHITECTS ACCEPTANCE SIGNATURE



Date 12/19/2023

OWNER ACCEPTANCE SIGNATURE

Date \_\_\_\_\_



# ZESBAUGH, INC.

13115 41st Ave NE Marysville, WA 98271  
PO Box 96 Marysville, WA 98270

PH: 206-547-1900 / Fax: 206-547-0223

WA State Contractor Lic. ZESBAI\*35301

Date: December 18, 2023

Addns Acknowledged

Contractor/Project: Western Ventures / SnoCo Sheriff Airport

Estimator: Scott Johnson

Subject to acceptance within 30 days from the quote date, we propose to furnish the following:

### SECTION 10 44 00 – FIRE PROTECTION – SHERIFF

8 – JL Industries Cosmic 5E Multipurpose Dry Fire Extinguisher, Tagged, UL 3A-40BC

8 – JL Industries Academy CAL1025G17 Fully Recessed Cabinet, 5-7/8" Depth Required, Full Glazing with SAF-T-Lok, Aluminum Exterior, Clear Tempered Glass, Die Cut Vertical Red Lettering. 3/8" Flat Trim

**DELIVERED TO JOBSITE ONLY** ----- **\$2,434.00** = \$304<sup>75</sup> EA

Excludes: Fasteners, Installation,

Based on supplying accessories manufactured by JL Industries in the quantities and models noted above, typical Lead Time is 5-7 weeks after receipt of approval

### SECTION 10 44 00 – FIRE PROTECTION – PAINE

5 – JL Industries Cosmic 5E Multipurpose Dry Fire Extinguisher, Tagged, UL 3A-40BC \$64<sup>00</sup> EA

4 – JL Industries Academy CAL1026G17 Semi Recessed Cabinet, 4-5/8" Depth Required, Full Glazing with SAF-T-Lok, Aluminum Exterior, Clear Tempered Glass, Die Cut Vertical Red Lettering. 1-1/2" Square Trim \$301<sup>75</sup> EA

**DELIVERED TO JOBSITE ONLY** ----- **\$1,527.00**

Excludes: Fasteners, Installation,

Based on supplying accessories manufactured by JL Industries in the quantities and models noted above, typical Lead Time is 5-7 weeks after receipt of approval

PLEASE NOTE: The above quotations are valid for shipments made prior to January 30, 2024. Shipments made after that date will require factory re-pricing in effect at the time of shipment.

Up to 3% of Overall Total May Be Added for Third-Party Billing Fees.

**Material sales net 30 days – No Retention on Supply Only**

**THIS PROPOSAL IS SUBJECT TO MUTUALLY AGREED TERMS AND CONDITIONS.**

**See Attached Qualifications To Bids And Contracts.**

**Special Orders are Non-Returnable and there is 25% Restocking fee.**

**To accept our Terms and Bid Please sign and return to Zesbaugh Inc.**

Signature/Title: \_\_\_\_\_ Date: \_\_\_\_\_ Company: \_\_\_\_\_

Sheriff Ext<sup>2</sup> - 1 x \$304<sup>75</sup> = \$304<sup>75</sup>  
FULL RECESSED CAB/EXT.

AIRPORT  
SEMI-RECESSED CAB/EXT - 4 x \$365<sup>75</sup> = \$1,463<sup>00</sup>  
EXTINGUISHER ONLY  
1 x \$64<sup>00</sup> = \$64<sup>00</sup>



# ZESBAUGH, INC.

6323 204th St. SW, POB 1066, Lynnwood, WA 98046 PH 206-547-1900 / Fax 206 547 0223

## Zesbaugh Inc. Standard Qualifications to Bids and Contracts.

By Accepting our Proposal, you are accepting our qualifications.

### Toilet Partitions/Urinal Screens:

We exclude the following:

1. All Blocking, backing and cut-outs in walls, floors or compartments
2. All structural support in ceiling if compartments are ceiling hung or floor to ceiling style.
3. All shimming and caulking.
4. Removal/Demolition of existing unless specifically stated in our quote.
5. All patching of floors, walls and ceiling.
6. Any special colors or hardware unless specifically included in our quote.

### Toilet Accessories:

We exclude the following:

1. All Fasteners
2. All blocking, backing and cut-outs in walls, floors ceiling or toilet compartments.
3. All shimming and caulking.
4. Installation of owner furnished accessories unless otherwise noted in our bid.
5. Removal of protective wrapping
6. Unit pricing can only be used before main order is placed, it cannot be used for additional items or for credits.

### All Material:

1. All Performance and Payment Bonds, Permits, and Sales Tax.
2. Our bid is based on statutory retention (5% or 10%). No other items are accepted. No retention on material only. No other monies shall be withheld for close-outs, punch-list work, general cleaning etc.
3. All finishes must be complete prior to our installation.
4. We include clean- up of our work only. No general clean up labor is provided.
5. We allow one mobilization for continuous installation unless otherwise noted: If we mobilize to jobsite on specified date and we are unable to install, the minimum charge for remobilizing will be \$225.00 plus travel if outside of the greater Seattle/Snohomish area.
6. It is the contractors' responsibility to inspect material for damage or shortages at time of delivery. If damage or a shortage is not noted on the bill of delivery, replacement costs will be the contractor's responsibility.
7. We assume free and exclusive use of an elevator or outside hoist to disperse materials that we are installing. If we are required to disperse materials to upper floors manually upstairs we will charge \$75.00 per hour.
8. We exclude participation in weekly safety meetings or jobsite orientations unless otherwise noted. If participation is required we will charge \$75.00 per hour.
9. We exclude labeling or distribution of any of our material unless we are installing.
10. Delivery or installation is between 6:30am and 4pm unless otherwise noted. Quote based on single shipment unless noted otherwise.
11. We exclude the supply of samples for the approval process.
12. Ship dates are subject to Manufacturer's production line. Zesbaugh is not responsible for late shipments due to position in manufacturer production line.
13. This quotation will be valid for 60 days from the date shown. Materials must ship prior to end of the year date is quoted for.
14. Zesbaugh, Inc. is to be held immune from any and all Sovereign Nation requirements and any reference to Sovereign Nation obligations shown in the bid package.
15. Please Note: The above quotation is based on Zesbaugh, Inc., standard insurance limits covering "your work." If waiver of subrogation and/or additional insured's is required, **ADD \$200.00** to the above quotation per year of requirement
16. Right to Offset any monies.
17. All Engineering Calculations; If Required are by others and are specifically excluded from our proposal.
18. Mock-Up Rooms and Full-Sized Samples
19. Excludes Insurance on Supply Only Jobs. See #15.

## Jason Marion

---

**From:** Scott Johnson <[scottj@zesbaugh.com](mailto:scottj@zesbaugh.com)>  
**Sent:** Monday, December 18, 2023 3:15 PM  
**To:** Jason Marion  
**Subject:** RE: Snohomish County Sheriff/Paine Field - Fire Extinguisher Cabinets

Hi Jason, all of the FEs come with a "standard hook" for wall hanging, there is an option to add more of a reinforced one but that is an added cost. Each FE is approximately \$64.

---

**From:** Jason Marion <[jmarion@westernventures.com](mailto:jmarion@westernventures.com)>  
**Sent:** Monday, December 18, 2023 3:13 PM  
**To:** Scott Johnson <[scottj@zesbaugh.com](mailto:scottj@zesbaugh.com)>  
**Subject:** RE: Snohomish County Sheriff/Paine Field - Fire Extinguisher Cabinets

Or at least tell me how much it costs? I see you have it included but it is a Change Order to the owner so I need to break out the price.

Thank you,

Jason Marion  
C 206-793-0200

---

**From:** Jason Marion  
**Sent:** Monday, December 18, 2023 3:12 PM  
**To:** Scott Johnson <[scottj@zesbaugh.com](mailto:scottj@zesbaugh.com)>  
**Subject:** RE: Snohomish County Sheriff/Paine Field - Fire Extinguisher Cabinets

Hi Scott,

Could you revise to include the 1 EA hook mount extinguisher.

Thank you,

Jason Marion  
C 206-793-0200

---

**From:** Scott Johnson <[scottj@zesbaugh.com](mailto:scottj@zesbaugh.com)>  
**Sent:** Monday, December 18, 2023 12:57 PM  
**To:** Jason Marion <[jmarion@westernventures.com](mailto:jmarion@westernventures.com)>  
**Subject:** RE: Snohomish County Sheriff/Paine Field - Fire Extinguisher Cabinets

Please see attached!

---

**From:** Jason Marion <[jmarion@westernventures.com](mailto:jmarion@westernventures.com)>  
**Sent:** Thursday, December 14, 2023 1:18 PM  
**To:** Scott Johnson <[scottj@zesbaugh.com](mailto:scottj@zesbaugh.com)>  
**Subject:** Snohomish County Sheriff/Paine Field - Fire Extinguisher Cabinets  
**Importance:** High



Western Ventures Construction Inc  
PO Box 298  
24306 58th PI W  
Mountlake Terrace, Washington 98043  
P: +14256405050

Project: 7710 Snoco Bomarc (Snohomish City Sheriff  
Office & Paine Field TI)  
9901 24th Place W  
Everett, Washington 98204

### RFI #081.0: 081.0 - Fire Extinguisher and Cabinets (Airport)

<b>Status</b>	Open		
<b>To</b>	Eric Cranston (Rolluda Architects)	<b>From</b>	Jason Marion (Western Ventures Construction Inc) PO Box 298 Mountlake Terrace, Washington 98043
<b>Date Initiated</b>	Oct 26, 2023	<b>Due Date</b>	Nov 9, 2023
<b>Location</b>	Airport	<b>Project Stage</b>	Course of Construction
<b>Cost Impact</b>	Yes (Unknown)	<b>Schedule Impact</b>	TBD
<b>Spec Section</b>	104413 - Fire Protection Cabinets	<b>Cost Code</b>	
<b>Drawing Number</b>	G1.03	<b>Reference</b>	
<b>Linked Drawings</b>			
<b>Received From</b>			
<b>Copies To</b>	Matthew Budinger (Rolluda Architects), Jeff Hencz (Snohomish County), Lance Meinhold (Snohomish County), Conrado Morán (Rolluda Architects), Richard Murakami (Rolluda Architects), Sabina Punjani (Rolluda Architects), Ray Shoemaker (Western Ventures Construction Inc)		

#### Activity

##### Question

*Sheriff*  
*Airport*

**Question from Jason Marion Western Ventures Construction Inc on Thursday, Oct 26, 2023 at 04:37 PM PDT**

Per the attached sheet G-201, received with the permit drawings for Sheriff, there is a quantity of 8 EA Fire Extinguisher Cabinets shown for Sheriff. Per previous email from Rich Murakami, due to wall thickness being 6" these are to be fully recessed cabinets. The original G-201 plan with the bid set only shows 7 EA Fire Extinguisher Cabinets, so the additional 1 EA cabinet would have a cost.

Per the attached sheet G1.03, received with the permit drawings for Airport, there is a quantity of 12 EA Fire Extinguishers that are without cabinets, and 1 EA with cabinet. The location of the 1 EA cabinet (circled in BLUE) is in an existing 3-5/8" wall. This cabinet would need to be semi-recessed. The original G-1.03 plan with the bid set shows ZERO EA fire extinguishers/cabinets, so all extinguishers and cabinet would have a cost.

Please confirm the 12 EA Fire Extinguisher locations do not require cabinets.

##### Attachments

Paine Field TI - G1.03-FE.pdf, Paine Field TI - G1.02-FE.pdf, RFI-081.0 G-201 (Sheriff).pdf, RFI-081.0 G1.03 (Airport).pdf

##### Official Response

**Response from Eric Cranston Rolluda Architects on Tuesday, Nov 14, 2023 at 07:03 AM PST**

Quantity of locations for Airport updated per revised plan distributed at 11/31 meeting. All new extinguishers to be in semi-recessed cabinets except for extinguisher at electrical room, which is bare extinguisher.

[RFI 81 : 4 FEC, 1 hook mount (Airport) Semi Recessed  
1 FEC (Sheriff) Full Recessed

## Jason Marion

---

**From:** Rich Murakami <richard@rolludaarchitects.com>  
**Sent:** Tuesday, October 3, 2023 5:47 PM  
**To:** Jason Marion  
**Subject:** RE: Snoco Bomarc - Fire Extinguisher Cabinets

Jason

The wall where we are showing FECs are at least 6" studs. The recessed cabinets should fit in these walls.

**Richard Murakami**  
principal

## rolludaarchitects

o 206.624.4222 | f 206.624.4226 | c 206.660.5959

Follow us!    

---

**From:** Jason Marion <jmarion@westernventures.com>  
**Sent:** Tuesday, September 26, 2023 2:40 PM  
**To:** Rich Murakami <richard@rolludaarchitects.com>  
**Subject:** Snoco Bomarc - Fire Extinguisher Cabinets

Did you want to see recessed or semi-recessed FX cabinets on the project? Spec show both.

1. Shelf: Same metal and finish as cabinet
- D. Recessed Cabinet:
  1. Exposed Flat Trim: One-piece combination trim and perimeter door frame overlapping surrounding wall surface, with exposed trim face and wall return at outer edge (backbend).
- E. Semirecessed Cabinet: One-piece combination trim and perimeter door frame overlapping surrounding wall surface, with exposed trim face and wall return at outer edge (backbend).
  1. Square-Edge Trim: 1-1/4- to 1-1/2-inch (32- to 38-mm) backbend depth.

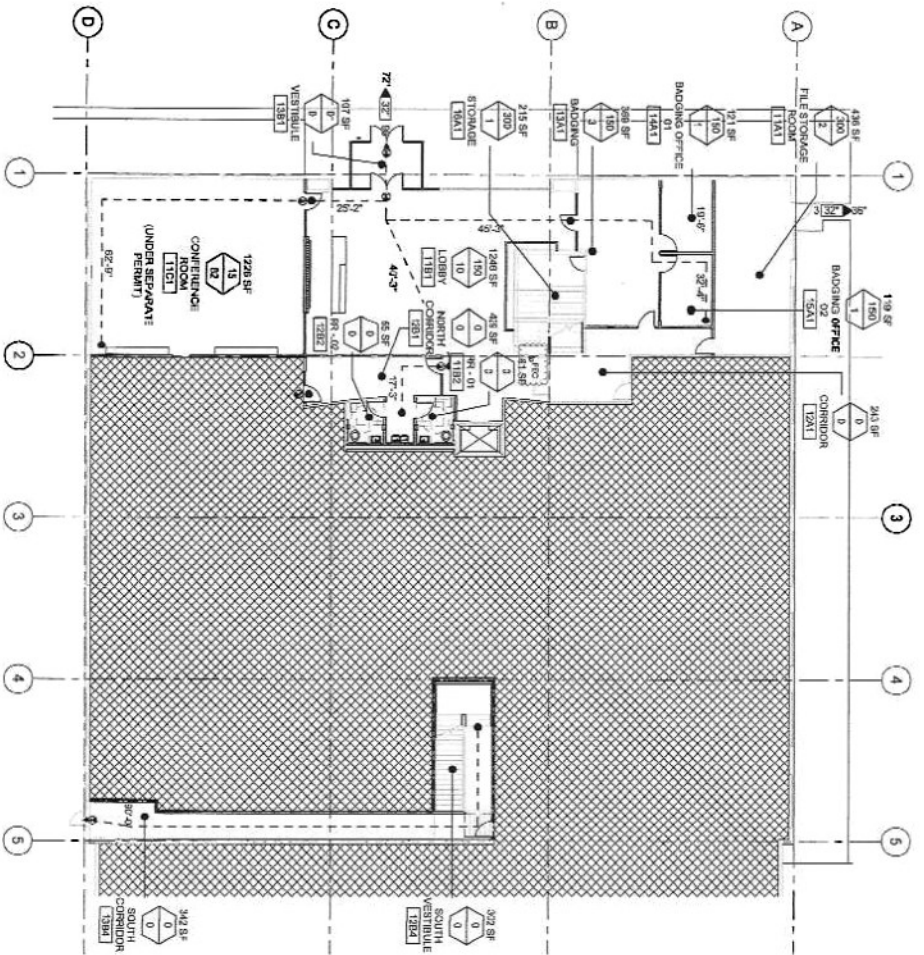
Thank you,

Jason Marion, LEED AP ID+C  
Project Manager

**WESTERN VENTURES**  
CONSTRUCTION



P 425-640-5050  
F 425-640-5050  
C 206-793-0200



1 CODE PLAN - FIRST FLOOR  
SCALE: 3/32" = 1'-0"

MEANS OF EGRESS REQUIREMENTS  
FIRST FLOOR

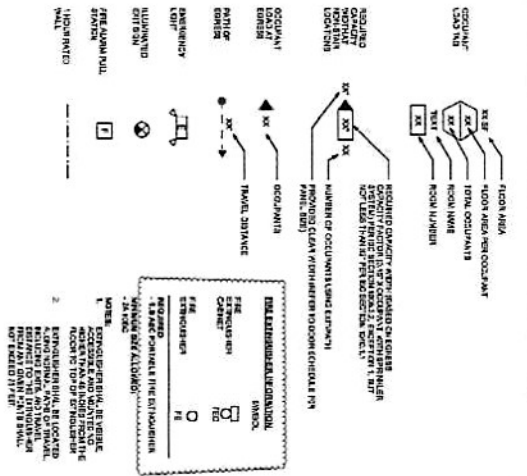
TABLE 1006.2.1 MINIMUM COMMON PATH OF EGRESS TRAVEL

OCCUPANCY A-3	ALLOWED 75' (SPRINKLERED)	ELONGATED 85'-9"
OCCUPANCY B	ALLOWED 100' (SPRINKLERED)	37'-4"

TABLE 1012.2 EXIT ACCESS TRAVEL DISTANCE, NOT TO EXCEED:

OCCUPANCY A-3	ALLOWED 200' (SPRINKLERED)	DISBURSED 67'-11"
OCCUPANCY B	ALLOWED 300' (SPRINKLERED)	77'-7"

LEGEND



OCCUPANT LOAD - FIRST FLOOR

ROOM NUMBER	ROOM NAME	OCCUPANCY CLASSIFICATION	NET AREA	AREA PER OCCUPANT	OCCUPANT LOAD
12A1	FILE STORAGE ROOM	STORAGE	458 SF	300 SF	2
12A2	MEETING OFFICE	UNOCCUPIED	118 SF	8.5 SF	14
12A3	CONFERENCE ROOM	ASSEMBLY	128 SF	9.5 SF	14
12A4	CORRIDOR	UNOCCUPIED	241 SF	3.5 SF	69
12A5	NORTH CORRIDOR	UNOCCUPIED	421 SF	9.5 SF	44
12A6	REST ROOM	UNOCCUPIED	51 SF	6.5 SF	8
12A7	RESTROOM VESTIBULE	UNOCCUPIED	101 SF	10.0 SF	10
12A8	VESTIBULE	UNOCCUPIED	101 SF	10.0 SF	10
12A9	SOUTH CORRIDOR	UNOCCUPIED	340 SF	9.5 SF	36
12A10	MEETING OFFICE	BUSINESS	111 SF	100 SF	1
12A11	MEETING OFFICE	BUSINESS	111 SF	100 SF	1
12A12	STORAGE	STORAGE	212 SF	320 SF	1
12B1	STORAGE	STORAGE	500 SF		59

FEC M 1

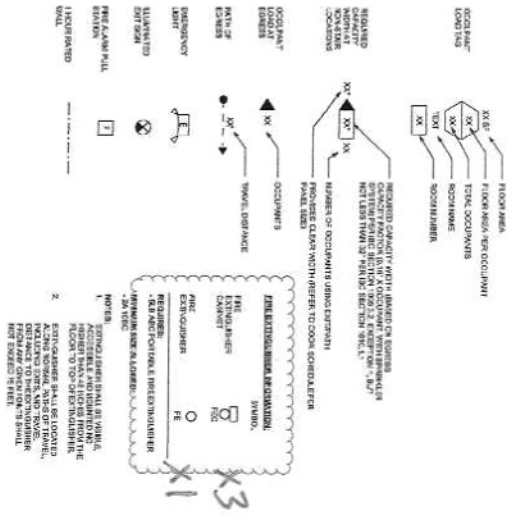
rollunda architects  
101 S. Main St. Suite 201  
Everett, WA 98201  
Phone: (425) 236-4200  
www.rollunda.com

PAINIE FIELD  
TENANT IMPROVEMENT  
3901 24th PLACE WEST  
EVERETT, WA 98204  
OWNER:  
SNOHOMISH COUNTY  
3000 ROCKEFELLER AVENUE  
EVERETT, WA 98201  
TEL: (425) 366-3411

BID SET  
1/27/2022  
Drawing Title  
CODE PLAN - FIRST FLOOR  
Drawing Number  
G1.02



**LEGEND**

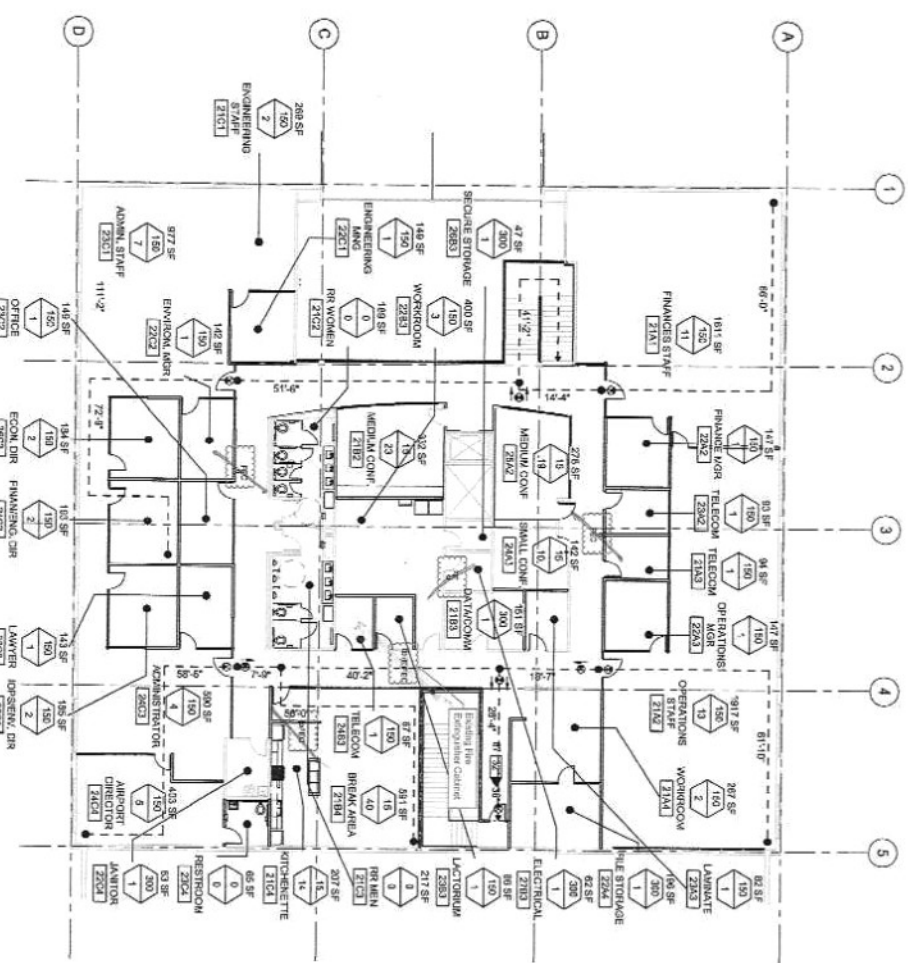


**OCCUPANT LOAD - SECOND FLOOR**

ROOM NUMBER	ROOM NAME	OCCUPANCY CLASSIFICATION	AREA	NEEDED OCCUPANT	OCCUPANT LOAD
21A1	FINANCE STAFF	BUSINESS	1611 SF	150 SF	11
21A2	OPERATIONS STAFF	BUSINESS	1917 SF	180 SF	13
21A3	TELECOM	BUSINESS	941 SF	160 SF	6
21A4	WORKROOM	BUSINESS	281 SF	160 SF	2
21B1	MEDIA CONF.	ASSEMBLY - UNOCCUPIED	321 SF	15 SF	2
21B2	DATA/COMM	UNOCCUPIED	591 SF	15 SF	4
21B3	BREAK AREA	BUSINESS	261 SF	15 SF	2
21C1	ENGINEERING STAFF	UNOCCUPIED	181 SF	15 SF	2
21C2	BREAK AREA	UNOCCUPIED	271 SF	15 SF	2
21C3	KITCHENETTE	UNOCCUPIED	81 SF	15 SF	1
21C4	FINANCE MGR	UNOCCUPIED	141 SF	15 SF	1
21A5	FILE STORAGE	BUSINESS	191 SF	150 SF	1
22C1	ENGINEERING MGR	BUSINESS	141 SF	150 SF	1
22C2	ENGINEERING MGR	BUSINESS	141 SF	150 SF	1
22C3	ENGINEERING MGR	BUSINESS	141 SF	150 SF	1
22C4	ENGINEERING MGR	BUSINESS	141 SF	150 SF	1
22C5	ENGINEERING MGR	BUSINESS	141 SF	150 SF	1
22C6	ENGINEERING MGR	BUSINESS	141 SF	150 SF	1
22C7	ENGINEERING MGR	BUSINESS	141 SF	150 SF	1
22C8	ENGINEERING MGR	BUSINESS	141 SF	150 SF	1
22C9	ENGINEERING MGR	BUSINESS	141 SF	150 SF	1
22C10	ENGINEERING MGR	BUSINESS	141 SF	150 SF	1
22C11	ENGINEERING MGR	BUSINESS	141 SF	150 SF	1
22C12	ENGINEERING MGR	BUSINESS	141 SF	150 SF	1
22C13	ENGINEERING MGR	BUSINESS	141 SF	150 SF	1
22C14	ENGINEERING MGR	BUSINESS	141 SF	150 SF	1
22C15	ENGINEERING MGR	BUSINESS	141 SF	150 SF	1
22C16	ENGINEERING MGR	BUSINESS	141 SF	150 SF	1
22C17	ENGINEERING MGR	BUSINESS	141 SF	150 SF	1
22C18	ENGINEERING MGR	BUSINESS	141 SF	150 SF	1
22C19	ENGINEERING MGR	BUSINESS	141 SF	150 SF	1
22C20	ENGINEERING MGR	BUSINESS	141 SF	150 SF	1
22C21	ENGINEERING MGR	BUSINESS	141 SF	150 SF	1
22C22	ENGINEERING MGR	BUSINESS	141 SF	150 SF	1
22C23	ENGINEERING MGR	BUSINESS	141 SF	150 SF	1
22C24	ENGINEERING MGR	BUSINESS	141 SF	150 SF	1
22C25	ENGINEERING MGR	BUSINESS	141 SF	150 SF	1
22C26	ENGINEERING MGR	BUSINESS	141 SF	150 SF	1
22C27	ENGINEERING MGR	BUSINESS	141 SF	150 SF	1
22C28	ENGINEERING MGR	BUSINESS	141 SF	150 SF	1
22C29	ENGINEERING MGR	BUSINESS	141 SF	150 SF	1
22C30	ENGINEERING MGR	BUSINESS	141 SF	150 SF	1
22C31	ENGINEERING MGR	BUSINESS	141 SF	150 SF	1
22C32	ENGINEERING MGR	BUSINESS	141 SF	150 SF	1
22C33	ENGINEERING MGR	BUSINESS	141 SF	150 SF	1
22C34	ENGINEERING MGR	BUSINESS	141 SF	150 SF	1
22C35	ENGINEERING MGR	BUSINESS	141 SF	150 SF	1
22C36	ENGINEERING MGR	BUSINESS	141 SF	150 SF	1
22C37	ENGINEERING MGR	BUSINESS	141 SF	150 SF	1
22C38	ENGINEERING MGR	BUSINESS	141 SF	150 SF	1
22C39	ENGINEERING MGR	BUSINESS	141 SF	150 SF	1
22C40	ENGINEERING MGR	BUSINESS	141 SF	150 SF	1
22C41	ENGINEERING MGR	BUSINESS	141 SF	150 SF	1
22C42	ENGINEERING MGR	BUSINESS	141 SF	150 SF	1
22C43	ENGINEERING MGR	BUSINESS	141 SF	150 SF	1
22C44	ENGINEERING MGR	BUSINESS	141 SF	150 SF	1
22C45	ENGINEERING MGR	BUSINESS	141 SF	150 SF	1
22C46	ENGINEERING MGR	BUSINESS	141 SF	150 SF	1
22C47	ENGINEERING MGR	BUSINESS	141 SF	150 SF	1
22C48	ENGINEERING MGR	BUSINESS	141 SF	150 SF	1
22C49	ENGINEERING MGR	BUSINESS	141 SF	150 SF	1
22C50	ENGINEERING MGR	BUSINESS	141 SF	150 SF	1

**MEANS OF EGRESS REQUIREMENTS  
SECOND FLOOR**

TABLE 1009.2.1 MAXIMUM COMMON PATH OF EGRESS TRAVEL:  
 OCCUPANCY B ALIGNED 100' (STRIKED)  
 OCCUPANCY B ALIGNED 100' (STRIKED)  
 TABLE 1012.2 EXIT ACCESS TRAVEL DISTANCE, NOT TO EXCEED:  
 OCCUPANCY B ALIGNED 100' (STRIKED)  
 OCCUPANCY B ALIGNED 100' (STRIKED)



**rolluda architects**

architectural planning interior design  
 108 S. Main St. Seattle, WA 98104  
 P: 206.424.4222 F: 206.424.4238  
 www.rolludaarchitects.com

**PAINFIELD  
TENANT IMPROVEMENT**  
 9801 24th PLACE WEST  
 EVERETT, WA 98204  
 Snohomish County  
 3000 ROCKEFELLER AVENUE  
 EVERETT, WA 98201  
 TEL: (425) 388-9111

1.6.07.002  
 BID SET  
 Drawing Title  
**CODE PLAN -  
SECOND FLOOR**  
 Drawing Number  
**G1.03**